**TUNG-SOL**

# BEAM PENTODE

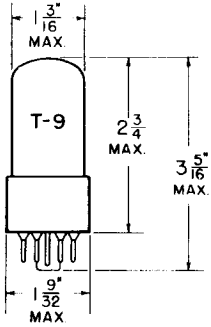


**GLASS BULB**

COATED UNIPOTENTIAL CATHODE

HEATER

6.3 VOLTS 1.2 AMP.

AC OR DC

ANY MOUNTING POSITION

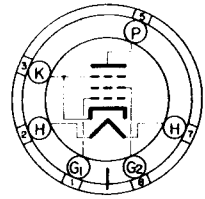


**BOTTOM VIEW**

INTERMEDIATE SHELL
6 PIN OCTAL

6CK

THE 6AV5GT IS A BEAM POWER AMPLIFIER INTENDED PRIMARILY FOR OPERATION WITH RELATIVELY LOW SUPPLY VOLTAGE AS A HORIZONTAL DEFLECTION AMPLIFIER IN TELEVISION RECEIVERS. IT IS DESIGNED TO WITHSTAND HIGH-SURGE PLATE VOLTAGES FOR RELATIVELY SHORT PERIODS OF TIME. IT CAN BE USED WITH DIRECT OR WITH TRANSFORMER HORIZONTAL-YOKE DRIVE.

## RATINGS

INTERPRETED ACCORDING TO RMA STANDARD M8-210

### HORIZONTAL DEFLECTION AMPLIFIER

| | | |
|---|---|---|
| HEATER VOLTAGE | 6.3 | VOLTS |
| MAXIMUM HEATER-CATHODE VOLTAGE | 180 | VOLTS |
| MAXIMUM PLATE SUPPLY VOLTAGE | 550 | VOLTS |
| MAXIMUM PEAK POSITIVE PULSE PLATE VOLTAGE[AB] | 5 500 | VOLTS |
| MAXIMUM GRID #2 VOLTAGE | 200 | VOLTS |
| MAXIMUM GRID #1 VOLTAGE | -100 | VOLTS |
| MAXIMUM PEAK NEGATIVE PULSE GRID #1 VOLTAGE[A] | -400 | VOLTS |
| MAXIMUM PLATE DISSIPATION | 11 | WATTS |
| MAXIMUM GRID #2 DISSIPATION | 2.5 | WATTS |
| MAXIMUM PLATE CURRENT | 100 | MA. |
| MAXIMUM GRID #1 CIRCUIT RESISTANCE[C] | 1 | MEGOHM |

[A] THE DUTY CYCLE OF THE VOLTAGE PULSE MUST NOT EXCEED 15% OF ONE SCANNING CYCLE AND THE DURATION OF THE PULSE MUST BE LIMITED TO 10 MICROSECONDS.

[B] VALUE GIVEN IS TO BE CONSIDERED AS THE ABSOLUTE VOLTAGE BEYOND WHICH THE SERVICEABILITY OF THE TUBE MAY BE IMPAIRED.

[C] THE USE OF A CATHODE RESISTOR OR OTHER SUITABLE PROTECTIVE DEVICE IS NECESSARY TO PROTECT THE TUBE IN EVENT OF LOSS OF EXCITATION AND CONSEQUENT LOSS OF DEVELOPED BIAS.

CONTINUED ON FOLLOWING PAGE

→ INDICATES A CHANGE OR ADDITION.

PRINTED IN U. S. A.

PLATE 2519

DEC. 1 1950

COPYRIGHT 1950 BY TUNG-SOL LAMP WORKS INC. ELECTRONIC TUBE DIVISION NEWARK, NEW JERSEY, U. S. A.

CONTINUED FROM PRECEDING PAGE

## TYPICAL OPERATING CONDITIONS AND CHARACTERISTICS

### CLASS $A_1$ AMPLIFIER

| | | |
|---|---|---|
| HEATER VOLTAGE | 6.3 | VOLTS |
| HEATER CURRENT | 1.2 | AMP. |
| PLATE VOLTAGE | 250 | VOLTS |
| GRID #2 VOLTAGE | 150 | VOLTS |
| GRID #1 VOLTAGE | -22.5 | VOLTS |
| TRANSCONDUCTANCE | 5 800 | µMHOS |
| PLATE CURRENT | 55 | MA. |
| GRID #2 CURRENT | 2.1 | MA. |
| GRID #2 TO GRID #1 AMPLIFICATION FACTOR[D] | 4.5 | |

[D] TRIODE CONNECTION (SCREEN TIED TO PLATE) WITH $E_b = E_{c2} = 150$ VOLTS AND $E_{c1} = -22.5$ VOLTS.

### HORIZONTAL DEFLECTION AMPLIFIER

| | 8AP4A | 12KP4A | 16KP4 | |
|---|---|---|---|---|
| HEATER VOLTAGE | 6.3 | 6.3 | 6.3 | VOLTS |
| HEATER CURRENT | 1.2 | 1.2 | 1.2 | AMP. |
| TOTAL PLATE VOLTAGE | 240 | 370 | 410 | VOLTS |
| PLATE SUPPLY VOLTAGE | 150 | 250 | 250 | VOLTS |
| BOOST VOLTAGE | 90 | 120 | 160 | VOLTS |
| GRID #2 SUPPLY VOLTAGE | 150 | 250 | — | VOLTS |
| GRID #2 RESISTOR | 1000 | 10 000 | — | OHMS |
| GRID #2 VOLTAGE | 135 | 165 | 122 | VOLTS |
| CATHODE BIAS RESISTOR | 0 | 0 | 0 | OHMS |
| GRID #1 RESISTOR | 0.22 | 0.47 | 1 | MEGOHM |
| PEAK-TO-PEAK GRID SIGNAL VOLTAGE (APPROX.) | 90 | 90 | 220 | VOLTS |
| PEAK POSITIVE PULSE PLATE VOLTAGE (APPROX.) | 2.9 | 3.6 | 4.3 | KV. |
| PLATE CURRENT | 84 | 89 | 87 | MA. |
| GRID #2 CURRENT | 15 | 8.5 | 15 | MA. |
| GRID #1 CURRENT | 66 | 40 | 64 | µA. |
| PICTURE TUBE ANODE VOLTAGE | 8.7[E] | 10.8[F] | 12.8[F] | KV. |
| DEFLECTION ANGLE | 54 | 54 | 65 | DEGREES |
| SWEEP WIDTH | 7 3/4 | 11 1/2 | 13 1/2 | INCHES |

[E] MEASURED WITH 75 MICROAMPERES TOTAL PICTURE TUBE DRAIN.

[F] MEASURED WITH 100 MICROAMPERES TOTAL PICTURE TUBE DRAIN.



COPYRIGHT 1950 BY TUNG-SOL LAMP WORKS INC. ELECTRONIC TUBE DIVISION NEWARK, NEW JERSEY, U. S. A.

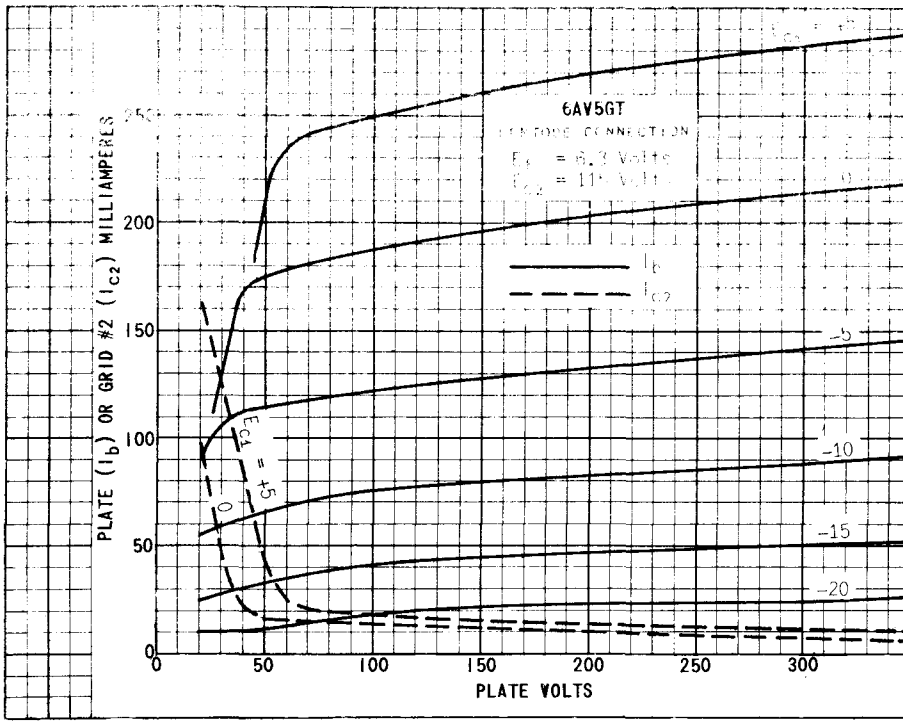


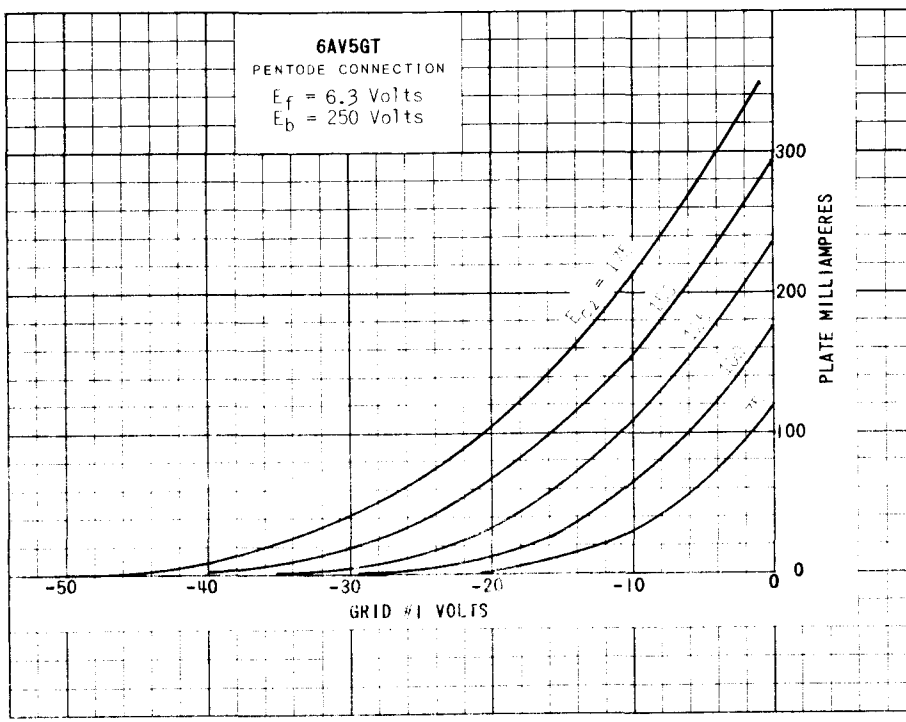


PRINTED IN U. S. A.

PLATE
2621
DEC. 1
1950

COPYRIGHT 1950 BY TUNG-SOL LAMP WORKS INC ELECTRONIC TUBE DIVISION NEWARK, NEW JERSEY, U. S. A.

# 6AV5GT(25AV5GT)

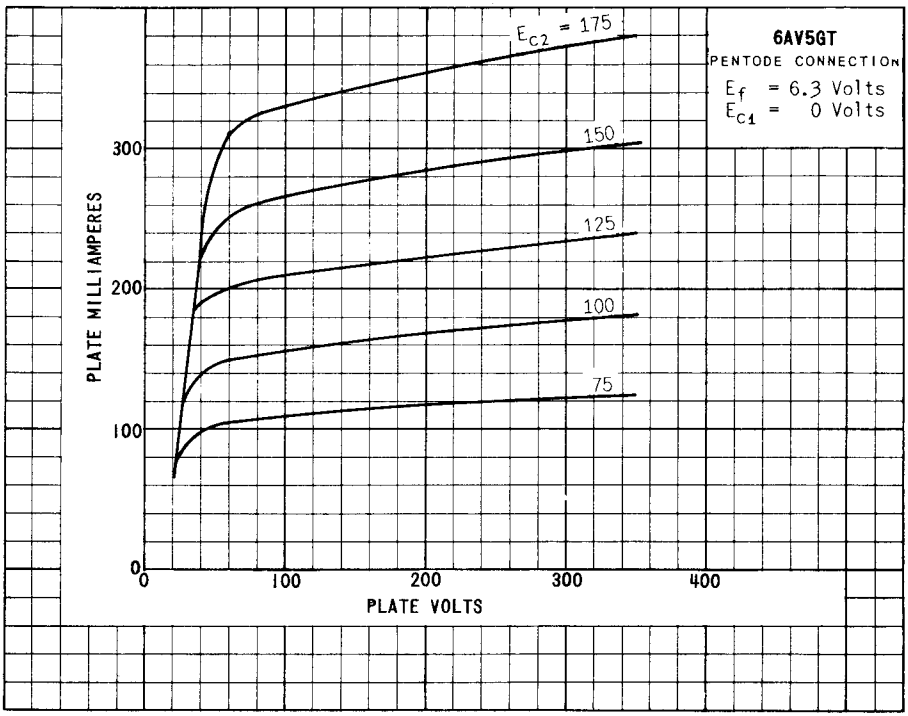


PLATE
2522

DEC. 1
1950

COPYRIGHT 1950 BY TUNG-SOL LAMP WORKS INC. ELECTRONIC TUBE DIVISION NEWARK, NEW JERSEY, U. S. A.