Electronic TUBES

6AS7-GA

TWIN TRIODE

DESCRIPTION AND RATING

The 6AS7-GA is a low-mu twin triode designed primarily for service as a series regulator tube in d-c power supplies. Except for the use of a T-12 envelope, the 6AS7-GA is identical to the 6AS7-G.

GENERAL

ELECTRICAL

Cathode—Coated Unipotential

Heater Voltage, AC or DC	6.3 Volts
Heater Current	2.5 Amperes
Direct Interelectrode Capacitances, approximate*	
Grid to Plate, Each Section	7.5 μμf
Input, Each Section	6.5 μμf
Output, Each Section	2.2 μμf
Heater to Cathode, Each Section	7.0 μμf
Grid to Grid	0.5 μμf
Plate to Plate	1.9 μμf

MECHANICAL

Mounting Position—Any
Envelope—T-12, Glass
Base—B8-110, Short Medium-Shell Octal 8-Pin

GENERAL ELECTRIC

BASING DIAGRAM

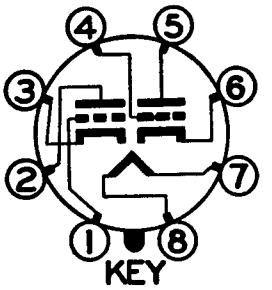

RETMA 8BD

TERMINAL CONNECTIONS

Pin 1—Grid (Section 2)
Pin 2—Plate (Section 2)
Pin 3—Cathode (Section 2)
Pin 4—Grid (Section 1)
Pin 5—Plate (Section 1)
Pin 6—Cathode (Section 1)
Pin 7—Heater
Pin 8—Heater

PHYSICAL DIMENSIONS

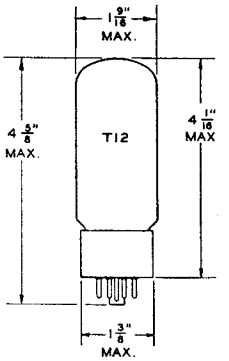

MAXIMUM RATINGS

DC AMPLIFIER SERVICE
DESIGN-CENTER VALUES, EACH SECTION

Plate Voltage	250	Volts
Plate Dissipation	13	Watts
Plate Current	125	Milliamperes
Heater-Cathode Voltage		
Heater Positive with Respect to Cathode	300	Volts
Heater Negative with Respect to Cathode	300	Volts
Grid-Circuit Resistance		
With Cathode-Bias†	1.0	Megohm

BOOSTER SCANNING SERVICE‡
DESIGN-CENTER VALUES, EACH SECTION

Peak Inverse Plate Voltage	1700	Volts
Plate Dissipation	13	Watts
Plate Current	125	Milliamperes
Heater-Cathode Voltage		
Heater Positive with Respect to Cathode	300	Volts
Heater Negative with Respect to Cathode	300	Volts
Grid-Circuit Resistance		
With Cathode-Bias†	1.0	Megohm

CHARACTERISTICS AND TYPICAL OPERATION

AVERAGE CHARACTERISTICS, EACH SECTION

Plate Voltage	135	Volts
Cathode-Bias Resistor	250	Ohms
Amplification Factor	2.0	
Plate Resistance, approximate	280	Ohms
Transconductance	7000	Micromhos
Plate Current	125	Milliamperes

* Without external shield.
† Operation with fixed bias is not recommended.
‡ For operation in a 525-line, 30-frame television system as described in "Standards of Good Engineering Practice Concerning Television Broadcast Stations," Federal Communications Commission. The duty cycle of the voltage pulse must not exceed 15 percent of one scanning cycle.

AVERAGE PLATE CHARACTERISTICS

EACH SECTION

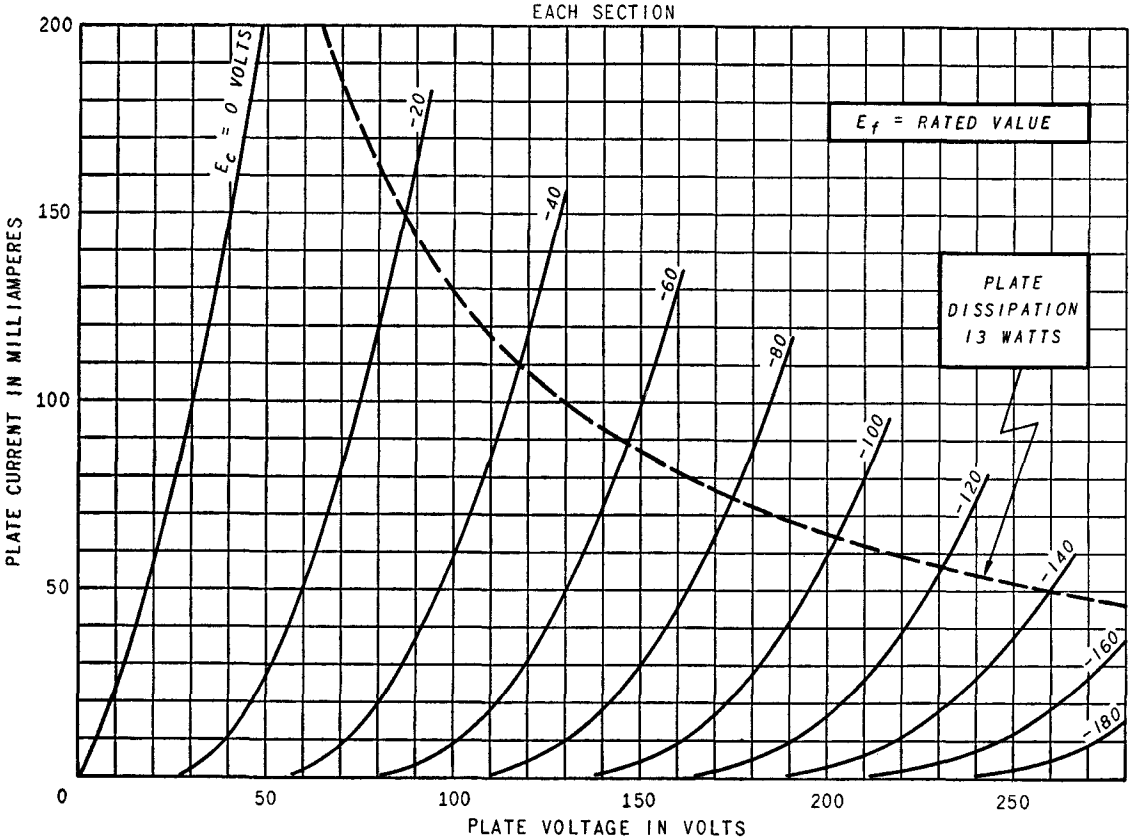

AVERAGE TRANSFER CHARACTERISTICS
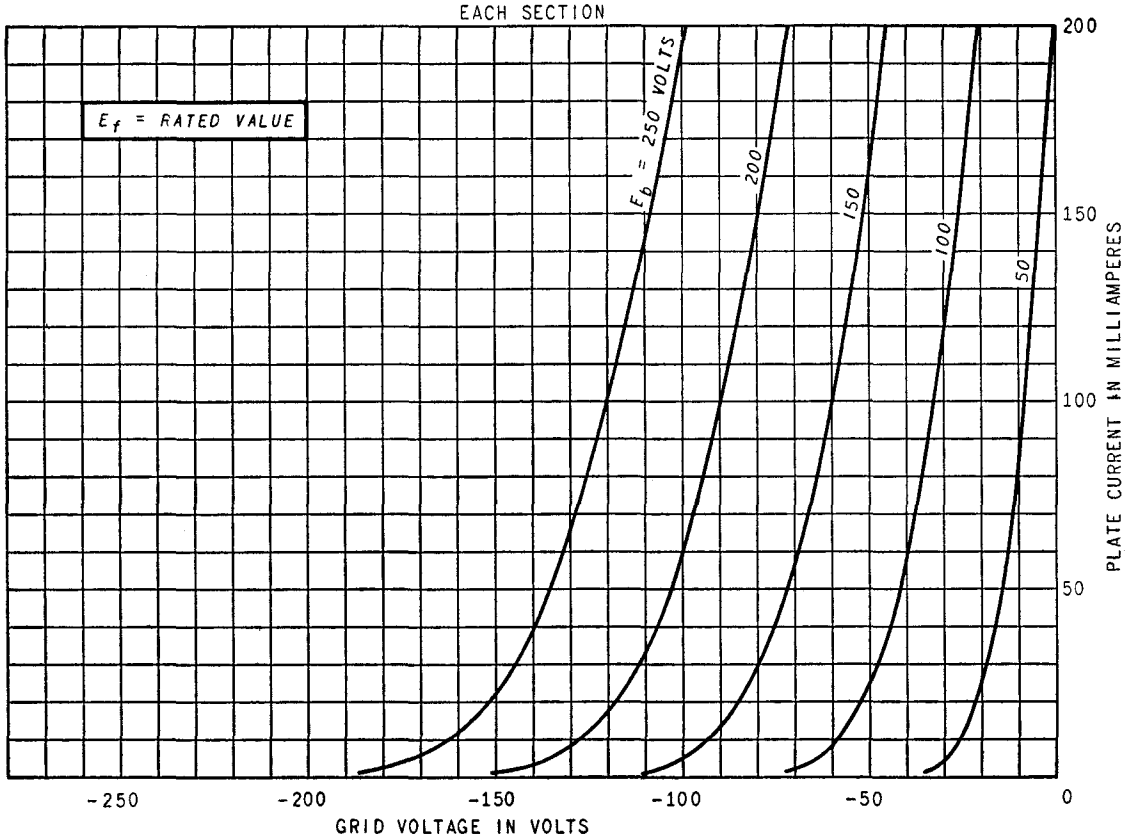
EACH SECTION