Color Television Type

RF AMPLIFIER AND MIXER

6AQ8/ECC85

9AQ8

High Mu Twin Triode

Construction .....Miniature T-6½
Base .....Button 9 Pin, E9-1
Basing[1,2] 9AJ
Outline 6-2
Maximum Diameter .....0.875 In.
Maximum Seated Height .....1.937 In.
Maximum Overall Height .....2.187 In.

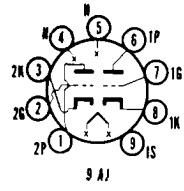

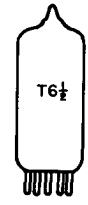

ELECTRICAL DATA

HEATER OPERATION

	9AQ8	6AQ8/ECC85
Heater Voltage	9.0	6.3 Volts
Heater Current	300	435 Ma
Maximum Heater-Cathode Voltage	90	90 Volts

DIRECT INTERELECTRODE CAPACITANCES

	Section No. 1	Section No. 2
Grid to Plate	1.5	1.5 Pf
Input: g to (k + h + IS)	3.0	3.0 Pf
Output: p to (k + h + IS)	1.2	1.2 Pf

RATINGS (Design Center Rating System) (Each Section)

Plate Voltage (Max.)	300 Volts
Plate Dissipation (Max.)	2.5 Watts
Cathode Current (Max.)	15 Ma
Negative Grid Voltage (Max.)	100 Volts
Grid Circuit Resistance (Max.)	1.0 Megohms

CHARACTERISTICS AND TYPICAL OPERATION

	R-F Amp		Autodyne Osc/Mixer
Plate Supply Voltage	—	250	250 Volts
Plate Dropping Resistor	—	1800	12,000 Ohms
Plate Voltage	250	230	— Volts
Grid Voltage	−2.3	−2.0	— Volts
Cathode Resistor	—	200	— Ohms
Grid Leak Resistor	—	—	1.0 Megohms
Oscillator Voltage (RMS)	—	—	3 Volts
Plate Current	10	10	5.2 Ma
Transconductance	5900	6000	— μmhos
Conversion Transconductance	—	—	2300 μmhos
Amplification Factor	57	—	—
Plate Resistance	—	9700	22,000 Ohms
Input Resistance at 100 MHz	—	6000	15,000 Ohms
Equivalent Noise Resistance	—	500	— Ohms

NOTES:

(1) Section No. 1 connects to Pins 6, 7, and 8.
(2) An internal shield is connected to Pin No. 9 to provide isolation between the two sections.

IF AMPLIFIER

6AR11

8AR11, 11AR11

Twin Pentode
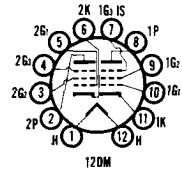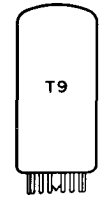
Construction.....Compactron T-9
Base .....Button 12 Pin, E12-70
Basing 12DM
Outline 9-58
Maximum Diameter .....1.188 In.
Maximum Seated Height .....2.000 In.
Maximum Overall Height .....2.375 In.