6A8G/GT
6AB8

(see type **ECL80**)

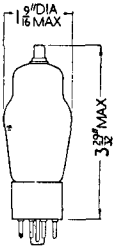

6A8G

TYPES 6A8G, 6A8GT (OCTAL BASE)

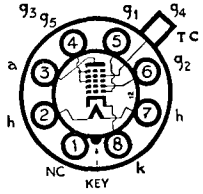

Note.—Type 6A8GT has Pin 1 connected to metal shell.

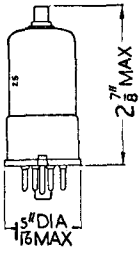

6A8GT

HEPTODE FREQUENCY CHANGERS

RATINGS

Heater Voltage	6.3 volts
Heater Current	0.3 amp.
Anode Voltage	300 volts max.
Anode Dissipation	1.0 watts max.
Screen(g_3, g_5) Voltage...	100 volts max.
Screen Dissipation	0.3 watts max.
Oscillator Anode (g_2) Voltage	200 volts max.
Oscillator Anode Dissipation...	0.75 watts max.
Total Cathode Current	14 mA max.

OPERATING CHARACTERISTICS

Anode Voltage	100	250 volts
Anode Current	1.1	3.5 mA
Screen Voltage	50	100 volts
Screen Current	1.3	2.7 mA
Oscillator Anode Supply Voltage	100	250 volts
Oscillator Anode Resistor	–	20,000 ohms
Oscillator Anode Current	2.0	4.0 mA
Control Grid (g_4) Voltage	–1.5	–3 volts
Auto Bias Resistor	300	300 ohms
Oscillator Grid (g_1) Resistor	50,000	50,000 ohms
Oscillator Grid Current	0.25	0.4 mA
Anode Impedance	0.6	0.36 meg.
Conversion Conductance	0.36	0.55 mA/V
Control Grid Voltage	–20	–35 volts
(For conversion of 0.005 mA/V).		

INTER-ELECTRODE CAPACITANCES*

R.F. Input (Control Grid to all other electrodes)	... 9.5 pF
I.F. Output (Anode to all other electrodes)	... 12.0 pF
Oscillator Input (Oscillator Grid to all except Oscillator Anode)	... 6.0 pF
Oscillator Output (Oscillator Anode to all except Oscillator Grid)	... 4.6 pF
Control Grid to Oscillator Grid	... 0.16 pF
Control Grid to Anode	... 0.26 pF
Control Grid to Oscillator Anode	... 0.19 pF
Oscillator Grid to Oscillator Anode	... 1.1 pF

* *With close fitting shield connected to Cathode.*