TYPE CK6932

The CK6932 is a filamentary type subminiature pentode of low filament current designed for service in portable equipment. The suppressor grid may be used as an independent control electrode for circuits such as gated amplifiers. The flexible terminal leads may be soldered or welded directly to the terminals of circuit components without the use of sockets. Standard inline subminiature sockets may be used by cutting the leads to a suitable length.

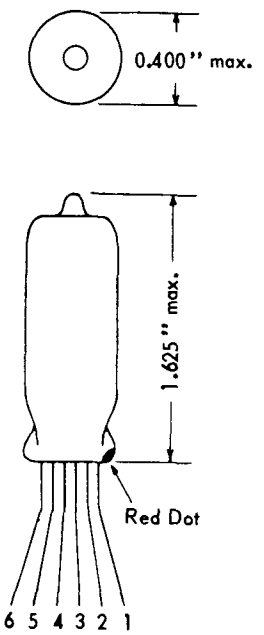

MECHANICAL DATA

ENVELOPE: T-3 Glass

BASE: Pinch Press (0.016" tinned flexible leads. Length: 1.5" min. Spacing: 0.048" center-to-center)

TERMINAL CONNECTIONS: *(Red Dot is adjacent to Lead 1)*

Lead 1 Plate	Lead 4 Grid #1
Lead 2 Grid #2	Lead 5 Filament, Positive
Lead 3 Filament, Negative	Lead 6 Grid #3

MOUNTING POSITION: Any

ELECTRICAL DATA

DIRECT INTERELECTRODE CAPACITANCES (μμfds.) ●

Grid #1 to Plate	0.030
Input	3.5
Output	3.85
Grid #1 to Grid #3	0.2

RATINGS-ABSOLUTE MAXIMUM VALUES:

Filament Voltage (dc)	1.25±20% volts
Plate Voltage	67.5 volts
Screen Grid Voltage	67.5 volts
Cathode Current	1.5 mA

CHARACTERISTICS AND TYPICAL OPERATION:

Filament Voltage	1.25	1.25 volts
Filament Current	20	20 mA
Plate Voltage	22.5	45 volts
Screen Grid Voltage	22.5	45 volts
Grid #1 Voltage	0	-1.25 volts
Grid #3 Voltage	0	0 volts
Plate Current	300	560 μA
Screen Grid Current	300	320 μA
Transconductance G1-P	250	475 μmhos
Grid #1 Voltage for Ib=10 μA (approx.)	-2.0	-4.0 volts
Grid #3 Voltage for Ib=10 μA (approx.)	-3.0	-8.0 volts
Screen Grid Current at Ec3=-8.0	----	750 μA
Screen Grid Current at Ec3=-3.0	500	---- μA

● *With cylindrical shield (0.405" i.d. by 1 7/8" long) connected to Lead 6.*

These data identify a particular developmental tube design and the tube designation or the descriptive data may be subject to change.

Objective Data

AVERAGE PLATE CHARACTERISTICS

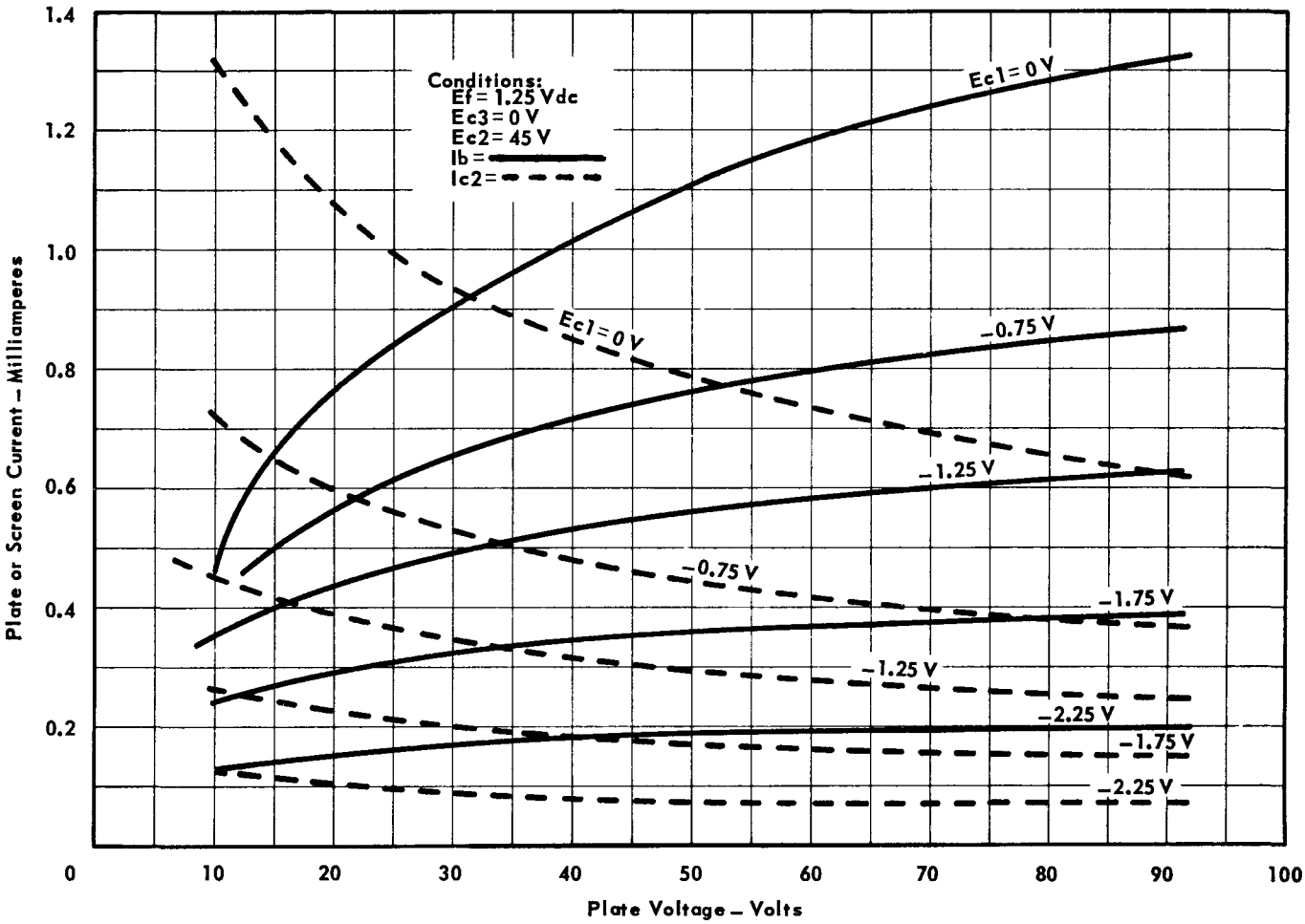

SUBMINIATURE PENTODE

PLATE AND SCREEN CURRENT vs. GRID #3 CURRENT

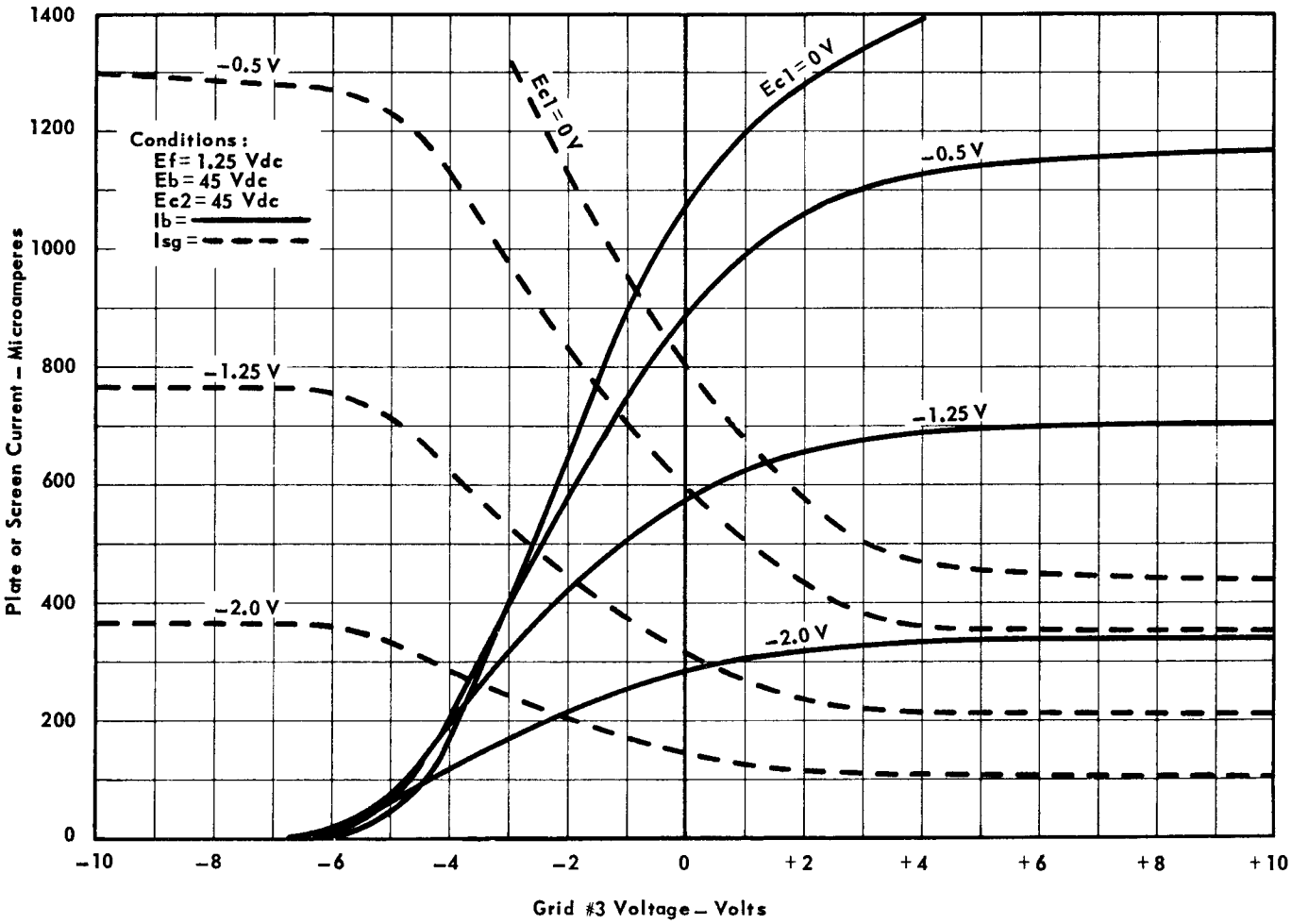
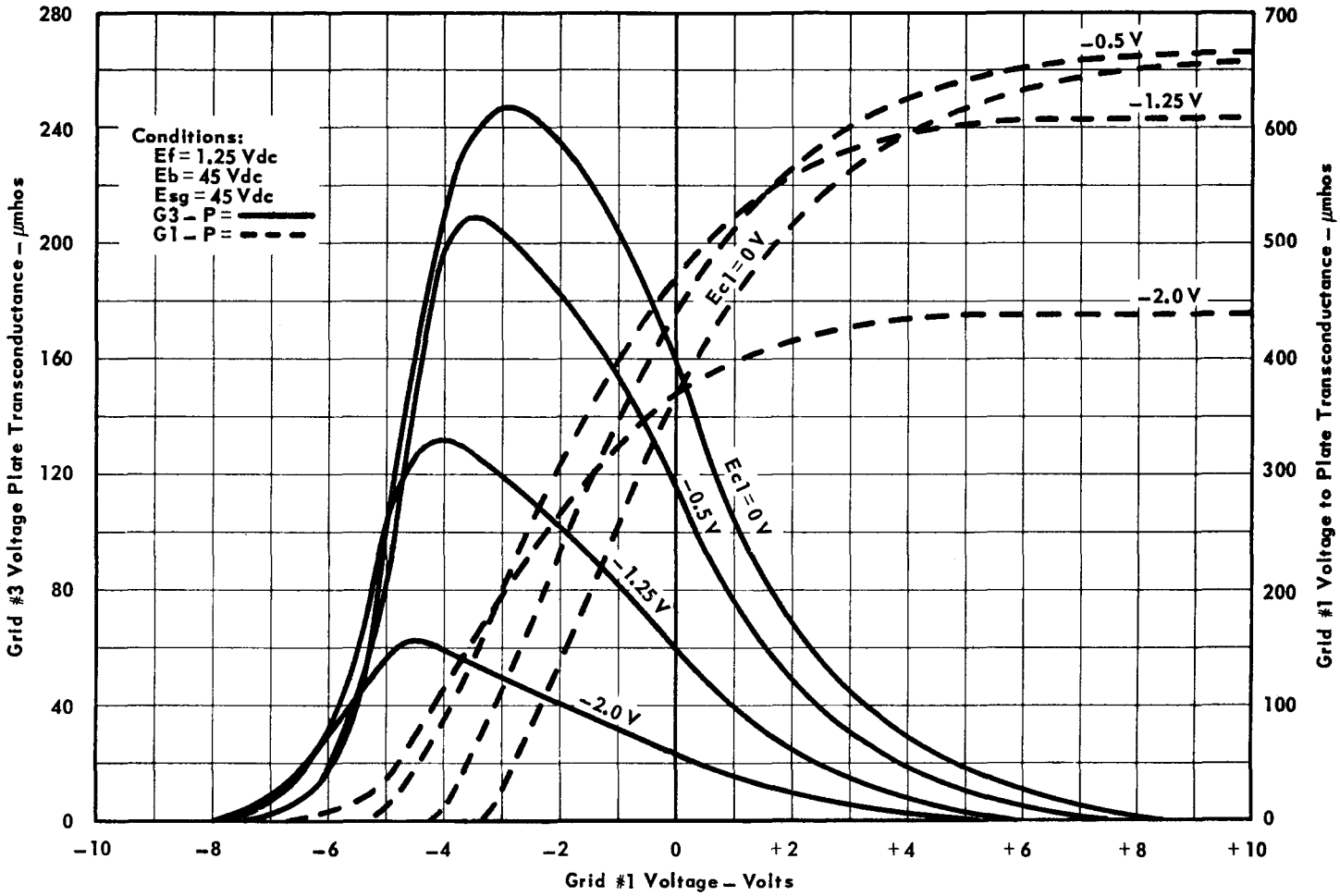
TRANSCONDUCTANCE vs. GRID #3 Voltage