TUNG-SOL

PENTODE

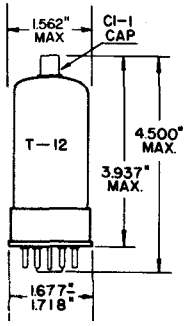

GLASS BULB

LARGE WAFER MICANOL 8 PIN OCTAL WITH EXTERNAL BARRIERS AND SLEEVE

BASE B8-98

COATED UNIPOTENTIAL CATHODE

HEATER

6.3±5% VOLTS 800 MA.

ANY MOUNTING POSITION

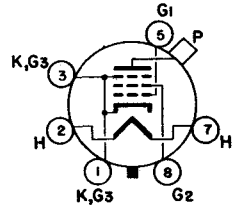

BOTTOM VIEW

THE 6327 IS A BEAM POWER PENTODE PRIMARILY DESIGNED FOR RADAR DEFLECTION AMPLIFIER SERVICE. IT WILL PERFORM ESSENTIALLY THE SAME FUNCTION AS TWO 6AR6'S CONNECTED IN PARALLEL. A TOP CAP CONNECTION FOR THE PLATE LEAD (AND A BUTTON STEM) PROVIDES ADEQUATE INSULATION FOR OPERATION AT 60,000 FEET PROVIDED THE MAXIMUM BULB TEMPERATURE IS NOT EXCEEDED.

DIRECT INTERELECTRODE CAPACITANCES

WITHOUT EXTERNAL SHIELD

GRID #1 TO PLATE (MAX.)	0.60	pf
INPUT	13.0	pf
OUTPUT	13.0	pf

RATINGS

ABSOLUTE MAXIMUM

MAXIMUM HEATER-CATHODE VOLTAGE	±200	VOLTS
MAXIMUM DC PLATE VOLTAGE	1 650	VOLTS
MAXIMUM DC GRID #2 VOLTAGE	330	VOLTS
MAXIMUM DC GRID #1 VOLTAGE	-330	VOLTS
MAXIMUM PEAK PLATE VOLTAGE	3 300	VOLTS
MAXIMUM PLATE DISSIPATION	35	WATTS
MAXIMUM GRID #2 DISSIPATION	6.0	WATTS
MAXIMUM DC CATHODE CURRENT	165	MA.
MAXIMUM PEAK CATHODE CURRENT	660	MA.
MAXIMUM GRID #1 CIRCUIT RESISTANCE	250	KILOHMS
MAXIMUM BULB TEMPERATURE	250[A]	°C

[A]FOR OPTIMUM LIFE MAINTAIN A BULB TEMPERATURE OF 175°C MAX. WITH FORCED AIR COOLING.

CONTINUED ON FOLLOWING PAGE

PRINTED IN U. S. A.

CONTINUED FROM PRECEDING APGE

TYPICAL OPERATING CONDITIONS AND CHARACTERISTICS

DC PLATE VOLTAGE	250	400	VOLTS
DC GRID #2 VOLTAGE	250	300	VOLTS
DC GRID #1 VOLTAGE	-22.5	-40	VOLTS
DC PLATE CURRENT	120	75	MA.
DC GRID #2 CURRENT	7.0	3.5	MA.
TRANSCONDUCTANCE	8 000	5 500	µMHOS
TRIODE AMPLIFICATION FACTOR	5.0	5.0	
PLATE RESISTANCE (APPROX.)	---	20.0	KILOHMS
DC GRID #1 VOLTAGE FOR 1 MA. PLATE CURRENT	-65	-80	VOLTS

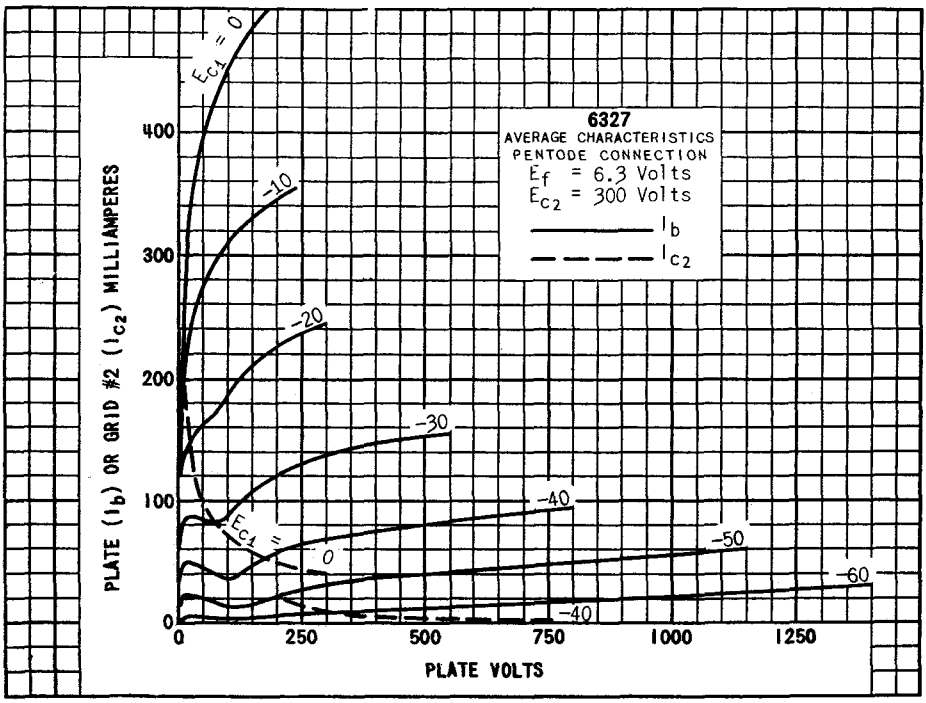

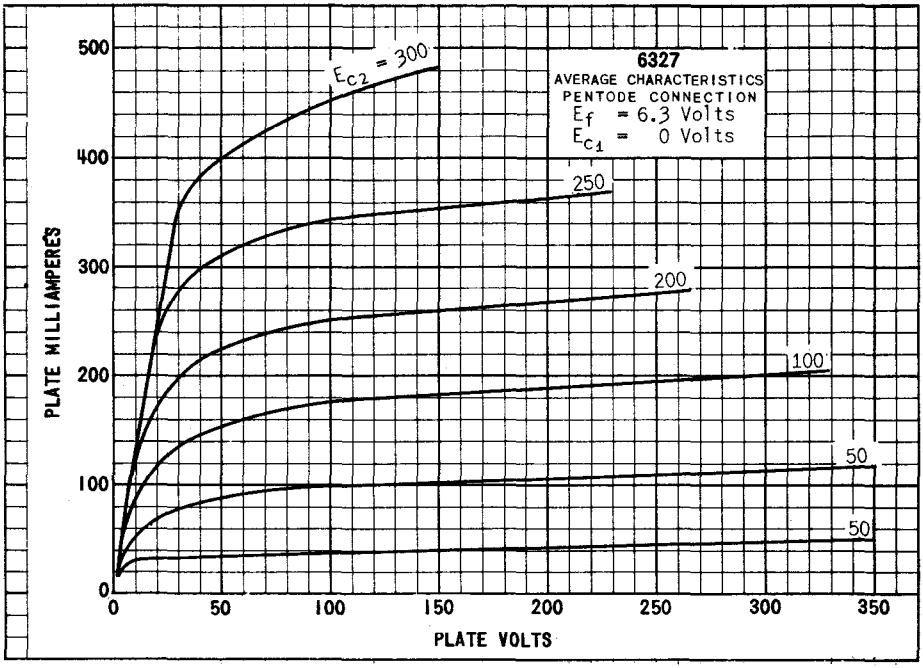

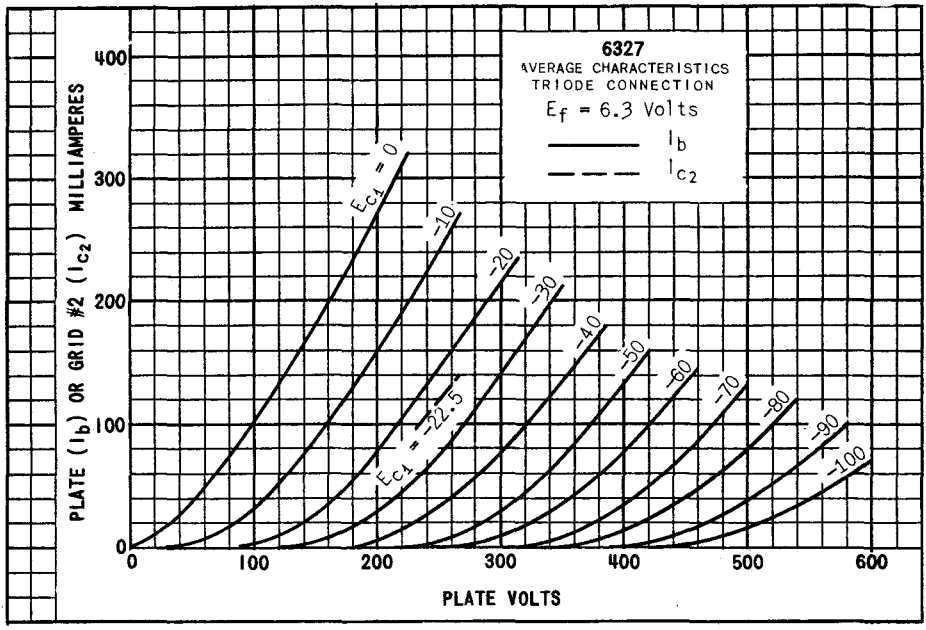

PRINTED IN U.S.A.