MAZDA
6/30L2

TELEVISION TWIN TRIODE
Indirectly heated—for series or parallel operation

TENTATIVE

GENERAL

This General Purpose Twin Triode is intended for use in television receivers and is suitable for A.C./D.C. or A.C. operation.

RATING		Notes
Heater Voltage (volts)	V_h	6·3
Heater Current (amps)	I_h	0·3
Mutual Conductance (mA/V)	g_m	3·4 (a)
Amplification Factor	μ	18 (a)
Maximum Anode Voltage (volts)	V_a (max)	250
Maximum Anode Dissipation (watts) (either section)	P_a (max)	2·0 (b)
Maximum Total Anode Dissipation (watts)	P_a (tot) max	2·5 (b)
Maximum Heater to Cathode Voltage (volts) (RMS)	V_{h-k} (max)	150 (c)

Notes

(a) $V_a = 200$ volts. $I_a = 10$ mA.

(b) The permissible anode dissipation rating is dependent on the grid-cathode resistance, and the circuit employed. For the values quoted, the grid-cathode resistance should not exceed 0·25 megohms with cathode self bias.

(c) Measured with respect to the higher potential heater pin.

The potential of the internal shield must not be positive to that of either cathode.

MAZDA

6/30L2

TELEVISION TWIN TRIODE

Indirectly heated—for series or parallel operation

TENTATIVE

INTER-ELECTRODE CAPACITANCES (pF)

		†	‡
Grid 1/Earth	$c_{g',E}$	2·5	3·5
Grid 2/Earth	$c_{g'',E}$	2·4	3·5
Anode 1/Earth	$c_{a',E}$	2·1	3·2
Anode 2/Earth	$c_{a'',E}$	2·0	2·9
Grid 1/Anode 1	$c_{g',a,}$	2·5	2·8
Grid 2/Anode 2	$c_{g'',a''}$	2·5	2·8
Grid 1/Grid 2	$c_{g',g''}$	0·006	0·0064
Anode 1/Anode 2	$c_{a',a''}$	0·038	0·038
Grid 1/Anode 2	$c_{g',a''}$	0·014	0·015
Anode 1/Grid 2	$c_{a',g''}$	0·012	0·012

† Inter electrode capacity with holder capacity balanced out.

‡ Total inter electrode capacity including B9A ceramic holder (Carr Fastener holder type 77/076).

"Earth" denotes electrodes of any second valve section and the remaining earthy potential electrodes of the section under measurement, heater and shields joined to cathode.

DIMENSIONS

Maximum Overall Length (mm)	(mm)	56
Maximum Diameter (mm)	(mm)	22·2
Maximum Seated Height (mm)	(mm)	49
Approximate Nett Weight (ozs)	(ozs)	½
Approximate Packed Weight (ozs)	(ozs)	¾

MAZDA

6/30L2

TELEVISION TWIN TRIODE

Indirectly heated—for series or parallel operation

TENTATIVE

MOUNTING POSITION—Unrestricted

BULB—Clear

BASE—NOVAL (B9A)

Viewed from Free End of Pins

CONNECTIONS

Pin 1	Anode 2	a″
Pin 2	Grid 2	g″
Pin 3	Cathode 2	k″
Pin 4	Heater	h
Pin 5	Heater	h
Pin 6	Anode 1	a′
Pin 7	Grid 1	g′
Pin 8	Cathode 1	k′
Pin 9	Shield	s

6/30L2

MAZDA

6/30L2

TELEVISION TWIN TRIODE

Indirectly heated—for series or parallel operation

TENTATIVE

AVERAGE CHARACTERISTIC CURVES

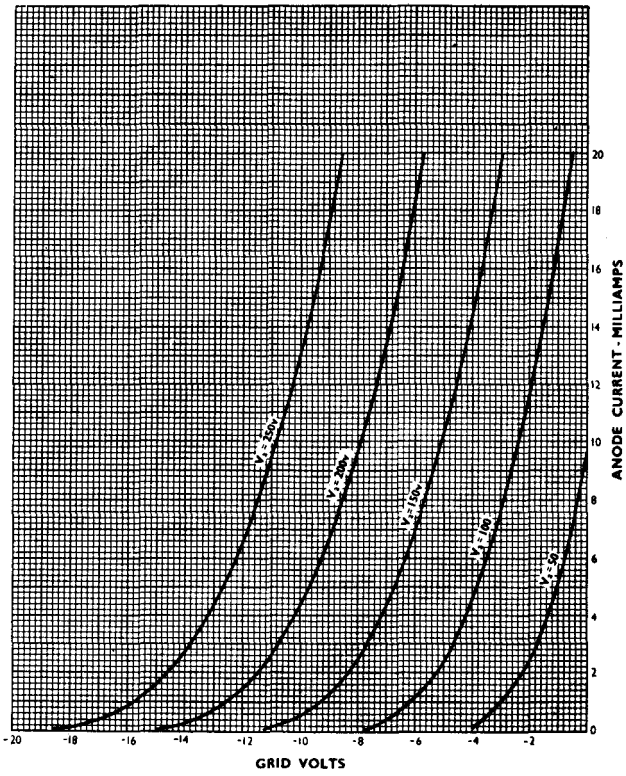

January, 1958 *VALVE & CRT DIVISION* Issue 1/2

SIEMENS EDISON SWAN LIMITED

EDISWAN

MAZDA

6/30L2

TELEVISION TWIN TRIODE

Indirectly heated—for series or parallel operation

TENTATIVE

CHARACTERISTIC CURVES : I_a/V_a

Each Section

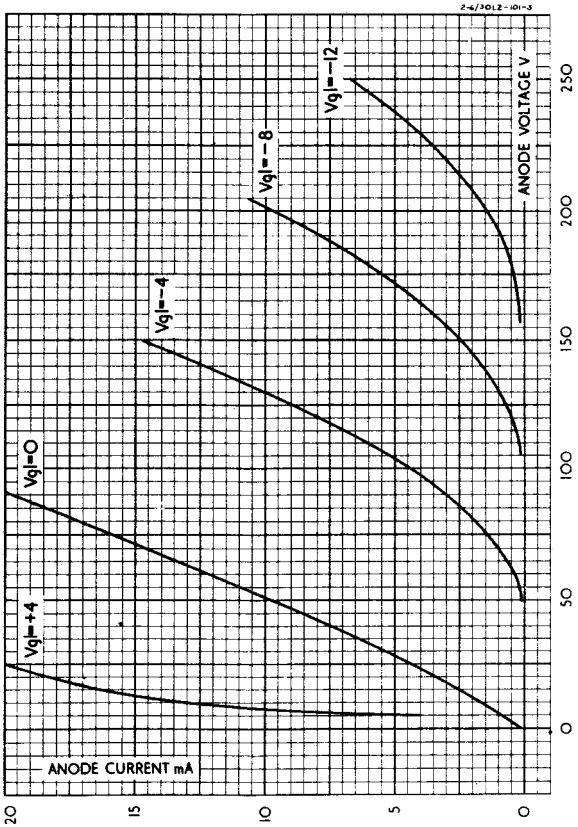

6/30L2

EDISWAN
MAZDA
6/30L2

TELEVISION TWIN TRIODE

Indirectly heated—for series or parallel operation

TENTATIVE

CHARACTERISTIC CURVES : g_m/V_g

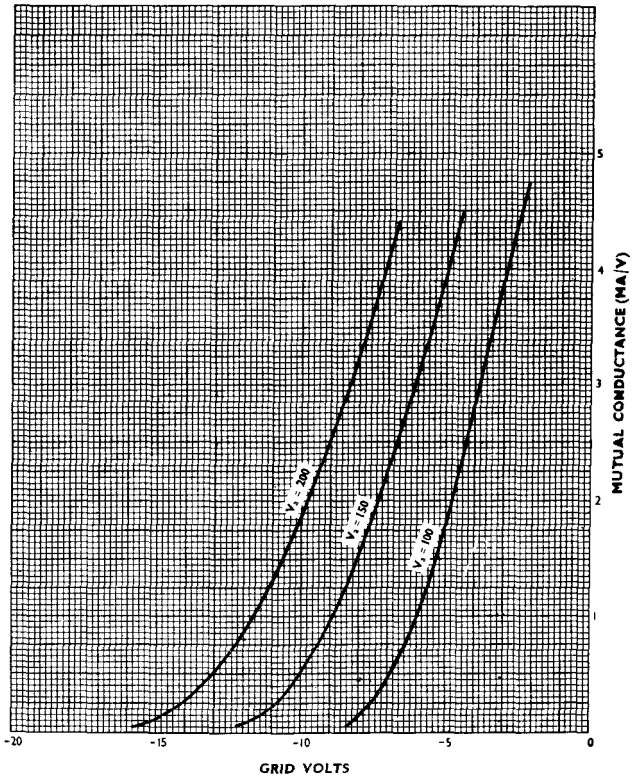

MAZDA
6/30L2

TELEVISION TWIN TRIODE

Indirectly heated—for series or parallel operation

TENTATIVE
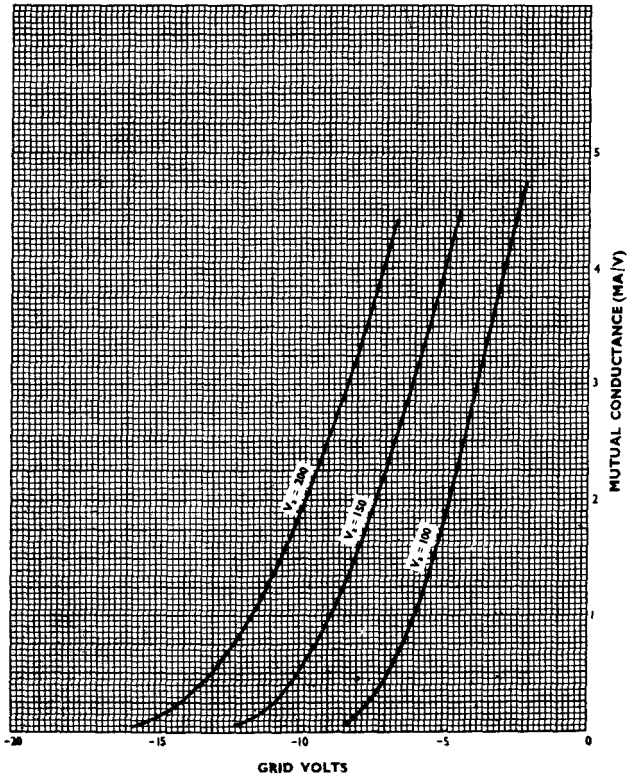
AVERAGE CHARACTERISTIC CURVES