PREMIUM TUBES — Cont'd

Designed to Meet Military Specifications and Critical Industrial Applications

Type	Proto-type	Name	Description and/or Difference Between Type and Prototype: Rating or Characteristic	Premium Type	Proto-Type	Shock	Fatigue	Vibration	Glass Strain	AF Noise, Microphonics	Stability	Inoperatives	High-Altitude	Life Test: Heater-Cycling	Life Test: Room Temp.	Life Test: Elevated Bulb Temp.
6072	12AY7	Medium-Mu Twin Triode §	Heater Current, Amperes, for Heater Volts = 6.3	0.35	0.3	√	√	√	√	√	√	√	√	√	√	—
			For renewal use only.													
6073	0A2	Voltage Regulator*	None	—	—	√	√	√	—	√	—	—	—	—	—	—
			Like 0A2, but intended for voltage-regulator applications critical as to shock and vibration.													
6073/0A2	0A2	Voltage Regulator*	None	—	—	√	√	√	√	√	—	—	—	—	—	—
			Like 0A2, but intended for voltage-regulator applications critical as to shock and vibration.													
6074	0B2	Voltage Regulator*	None	—	—	√	√	√	—	√	—	—	—	—	—	—
			Like 0B2 but intended for voltage-regulator applications critical as to shock and vibration.													
6074/0B2	0B2	Voltage Regulator*	None	—	—	√	√	√	√	√	—	—	—	—	—	—
			Like 0B2 but intended for voltage-regulator applications critical as to shock and vibration.													
6080-WA	6AS7-G	Low-Mu Twin Power Triode△	This type is designed to meet the indicated military specification.			√	√	√	—	—	√	√	√	√	√	—
6099	6J6	Medium-Mu Twin Triode*	Special Air Force application only. For other military uses, the 6101/6J6-WA is recommended.			√	√	√	√	—	√	√	√	√	√	√
6101	6J6	Medium-Mu Twin Triode*	Plate Dissip., Watts	0.85	1.5	√	√	√	√	√	√	√	√	—	—	√
			Plate Res., Ohms	6300	7100											
			Transcon., μmhos	6000	5300											
			Peak H-K Volts	±180	±100											
6101/6J6-WA	6J6	Medium-Mu Twin Triode*	This type is designed to meet the indicated military specification.			√	√	√	√	√	√	√	√	—	—	√
6111	—	Medium-Mu Twin Triode•	General-purpose amplifier. Also used as a combined oscillator and mixer tube in vhf applications.			√	√	√	√	√	√	√	√	√	—	√
6112	—	High-Mu Twin Triode•	Heater-Cathode Type. Low-level audio amplifier. Designed to meet indicated military specification.			√	√	√	√	√	√	√	√	√	—	√
6136	6AU6	Sharp-Cutoff Pentode*	Input Capacitance (μμf)	6.0	5.5	√	√	√	√	√	√	√	√	√	—	√
			For high-frequency broad-band applications.													
6186	6AG5	Sharp-Cutoff Pentode*	None	—	—	√	√	√	√	√	√	√	√	√	√	√
			RF Amplifier.													
6186/6AG5-WA	6AG5	Sharp-Cutoff Pentode*	This type is designed to meet the indicated military specification.			√	√	√	√	√	√	√	√	√	—	√
6189/12AU7-WA	12AU7	Medium-Mu Twin Triode §	This type is designed to meet the indicated military specification.			√	√	√	√	√	√	√	√	√	—	√
6201	12AT7	High-Mu Twin Triode §	None	—	—	√	√	√	—	√	√	√	√	√	—	√
			Mixer, oscillator and amplifier at frequencies up to 300 Mc.													
6205	5840	Sharp-Cutoff Pentode•	Grid-No. 3 brought out to separate pin	Yes	No	√	√	√	√	√	√	√	√	√	—	√
6206	5899	Semiremote-Cutoff Pentode•	Grid-No. 2 Ma.	2.2	2.0	√	√	√	√	√	√	√	√	√	—	√
			Similar to 5899 but uses a separate terminal for grid No. 3.													
6626/0A2-WA	0A2	Voltage Regulator*	This type is designed to meet the indicated military specification.			√	√	√	√	—	√	√	—	—	—	√

For key to terminal connections see page 30.
* 7-pin miniature type.
§ 9-pin miniature type.
△ Large wafer octal 8-pin type with metal sleeve.
• Subminiature type with flexible leads.

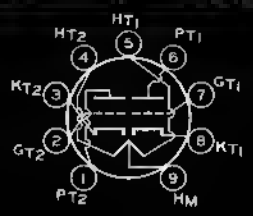

6072
6189/12AU7-WA 6201

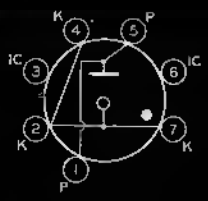

6073
6073/0A2 6074 6074/0B2

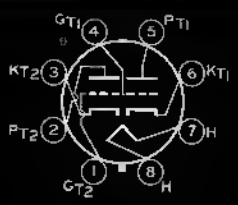

6080-WA

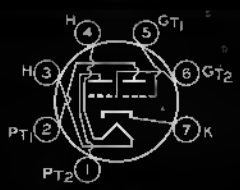

6099 6101
6101/6J6-WA

Designed to Meet Military Specifications and Critical Industrial Applications

Cathode Volts	Cathode Amps.	Maximum Dimensions Length (Inches)	Maximum Dimensions Diam. (Inches)	Class of Service	Maximum Ratings: Plate Volts	Maximum Ratings: Plate Dissipation (Watts)	Maximum Ratings: Cathode Current (Ma.)	Maximum Ratings: Grid-No. 2 Input (Watts)	Operating Conditions and Characteristics: Plate Supply (Volts)	Grid-No. 1 Volts(V) or Cathode Resistance (Ohms)	Grid-No. 2 Supply (Volts)	Plate Current (Ma.)	AC Plate Resistance (Ohms)	Transconductance (Micromhos)	Amplification Factor	Power Output (Watts)	Type
6.3 / 12.6	0.35 / 0.175	2 3/16	7/8	Class A_1 Amplifier Each Unit	300	1.5	—	—	250	−4v	—	3.0	25000	1750	44	Grid Volts for Cut-off, −8	6072
Cold Cathode		2 5/8	3/4	Voltage Regulator	Ambient Temp., −55 to +90°C Approx. DC Starting Volts, 156 Min. DC Anode-Supply Volts, 185							Approx. DC Operating Volts, 151 Regulation Range, 5 to 30 Ma. Regulation Volts, 2					6073
Cold Cathode		2 5/8	3/4	Voltage Regulator	Ambient Temp., −55 to +90°C Approx. DC Starting Volts, 156 Min. DC Anode-Supply Volts, 185							Approx. DC Operating Volts, 151 Regulation Range, 5 to 30 Ma. Regulation Volts, 2					6073/OA2
Cold Cathode		2 5/8	3/4	Voltage Regulator	Ambient Temp., −55 to +90°C Approx. DC Starting Volts, 115 Min. DC Anode-Supply Volts, 133							Approx. DC Operating Volts, 108 Regulation Range, 5 to 30 Ma. Regulation Volts, 1					6074
Cold Cathode		2 5/8	3/4	Voltage Regulator	Ambient Temp., −55 to +90°C Approx. DC Starting Volts, 115 Min. DC Anode-Supply Volts, 133							Approx. DC Operating Volts, 108 Regulation Range, 5 to 30 Ma. Regulation Volts, 1					6074/OB2
6.3	2.5	4 1/4	1.72	DC Amplifier	For data refer to MIL-E-1/510B specification▲												6080-WA
6.3	0.45	2 1/8	3/4	Class A_1 Amplifier Each Unit	For government end use only												6099
6.3	0.45	2 1/8	3/4	Class A_1 Amplifier Each Unit	330	0.85	—	—	100	Cath. Res., 50 Ohms Common to Both Units		3.5	6300	6000	38	—	6101
6.3	0.45	2 1/8	3/4	Class A_1 Amplifier Each Unit	For data refer to MIL-E-1/243A specification▲												6101/6J6-WA
6.3	0.3	1 3/8‡	0.4	Class A_1 Amplifier Each Unit	165	1.1	Neg. DC Grid Volts, 55		100	220	—	8.5	4000	5000	20	Grid Volts for Cut-off, −9	6111
6.3	0.3	1 3/8‡	0.4	Class A_1 Amplifier Each Unit	For data refer to MIL-E-1/190C specification▲												6112
6.3	0.3	2 1/8	3/4	Class A_1 Amplifier	300	3.0	—	0.65	100 250	150 68	100 150	5 10.6	500000 1000000	3900 5200	Cutoff Volts, −4.2 Cutoff Volts, −6.5		6136
6.3	0.3	2 1/8	3/4	Class A_1 Amplifier	330	2.5	—	0.55	250	200	150	7.0	—	5000	—	—	6186
6.3	0.3	2 1/8	3/4	Class A_1 Amplifier	For data refer to MIL-E-1/244A specification▲												6186/6AG5-WA
6.3 / 12.6	0.3 / 0.15	2 3/16	7/8	Class A_1 Amplifier Each Unit	For data refer to MIL-E-1/246A specification▲												6189/12AU7-WA
6.3 / 12.6	0.3 / 0.15	2 3/16	7/8	Class A_1 Amplifier Each Unit	300	2.5	Neg. DC Grid Volts, 50		100 250	270 200	— —	3.3 10	14300 10900	4000 5500	57 60	— —	6201
6.3	0.15	1 3/8‡	0.4	Class A_1 Amplifier	165	1.1	16.5	0.55	100	150	100	7.5	260000	5000	Cutoff Volts, −9		6205
6.3	0.15	1 3/8‡	0.4	Class A_1 Amplifier	165	1.1	16.5	0.55	100	120	100	7.2	260000	4500	—	—	6206
Cold Cathode		2 5/8	3/4	Voltage Regulator	For data refer to MIL-E-1/939B specification◆												6626/OA2-WA

▲ A copy of this specification may be obtained from the Director of the Armed Services Electro-Standards Agency (ASESA) at Fort Monmouth, New Jersey.
◆ A copy of this specification may be obtained from the Bureau of Ships, Department of the Navy, Washington 25, D. C.
‡ Excluding flexible leads.

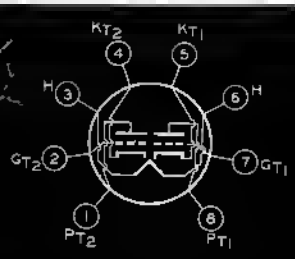

6111 6112

6136

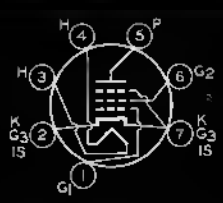

6186
6186/6AG5-WA

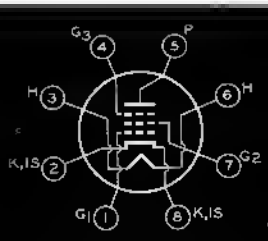

6205 6206

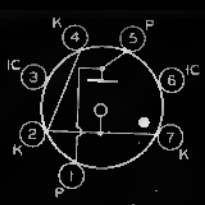

6626/OA2-WA