TUNG-SOL

DOUBLE DIODE

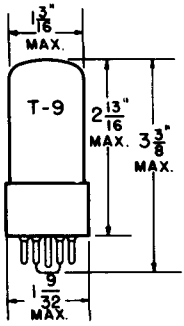

GLASS BULB

COATED FILAMENT

5.0 VOLTS 2.0 AMP.
AC OR DC

VERTICAL MOUNTING POSITION

5Y3GT - HORIZONTAL OPERATION PERMITTED IF PINS #2 AND #4 ARE IN A VERTICAL PLANE. ←

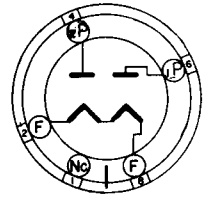

BOTTOM VIEW
INTERMEDIATE SHELL
5 PIN OCTAL
5T

THE 5Y3GT IS DESIGNED FOR USE AS A POWER RECTIFIER IN AC OPERATED RECEIVERS.

RATINGS

INTERPRETED ACCORDING TO DESIGN CENTER SYSTEM

FILAMENT VOLTAGE	5.0	VOLTS
MAXIMUM PEAK INVERSE VOLTAGE	1 400	VOLTS
MAXIMUM AC PLATE SUPPLY VOLTAGE EACH PLATE (RMS)	SEE CHART #1	
MAXIMUM STEADY STATE PEAK PLATE CURRENT EACH PLATE [A]	440	MA.
MAXIMUM TRANSIENT PEAK PLATE CURRENT EACH PLATE [B]	2.5	AMP.
TUBE VOLTAGE DROP (MEASURED WITH TUBE CONDUCTING 125 MA. EACH PLATE)	50	VOLTS
MAXIMUM STEADY STATE DC OUTPUT CURRENT EACH PLATE	SEE CHART #1	

TYPICAL OPERATING CONDITIONS AND CHARACTERISTICS

FULL-WAVE RECTIFIER

	INPUT TO FILTER CAPACITOR	INPUT TO FILTER CHOKE	
FILAMENT VOLTAGE	5.0	5.0	VOLTS
FILAMENT CURRENT	2.0	2.0	AMP.
AC PLATE SUPPLY VOLTAGE EACH PLATE (RMS)	350	500	VOLTS
INPUT CAPACITOR	20	—	μf
INPUT CHOKE	—	10	HENRIES
EFFECTIVE PLATE SUPPLY IMPEDANCE EACH PLATE	50	—	OHMS
DC OUTPUT CURRENT	125	125	MA.
DC OUTPUT VOLTAGE AT FILTER INPUT	360	380	VOLTS

AC PLATE SUPPLY VOLTAGE IS MEASURED WITHOUT LOAD.

[A] SEE CHART #2

[B] SEE CHART #3

SIMILAR TYPE REFERENCE: *Electrically similar to 5Y4G and 80.*

→ INDICATES A CHANGE.

PRINTED IN U.S.A.

5Y3GT (5Y4G, 80)

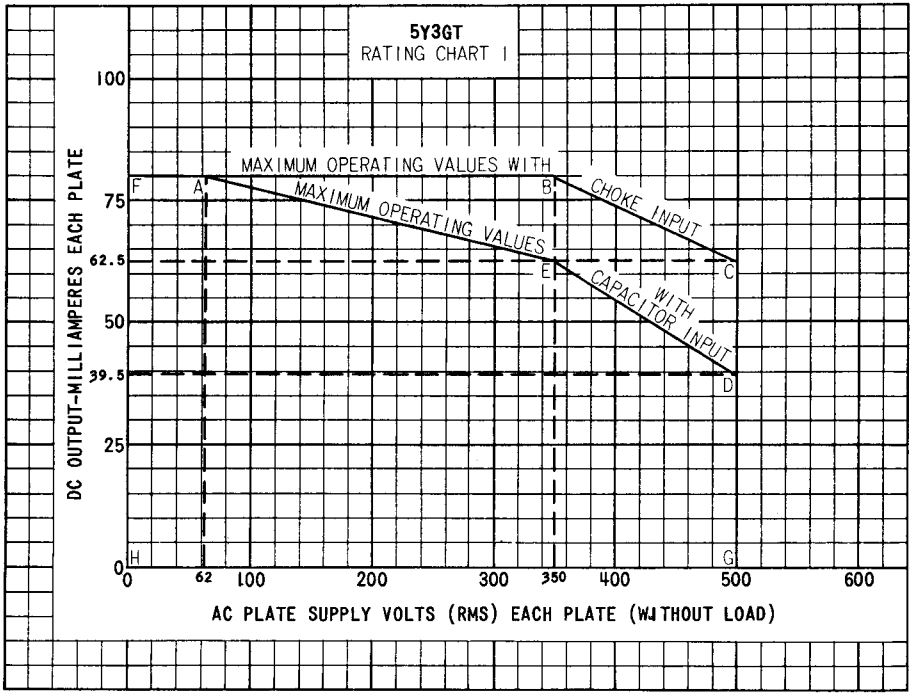

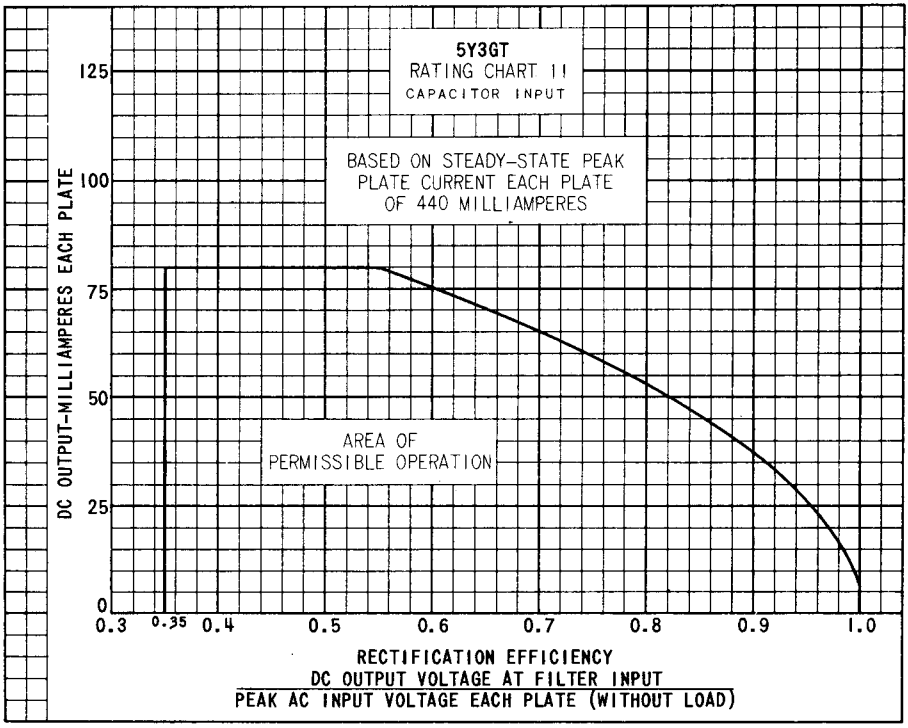

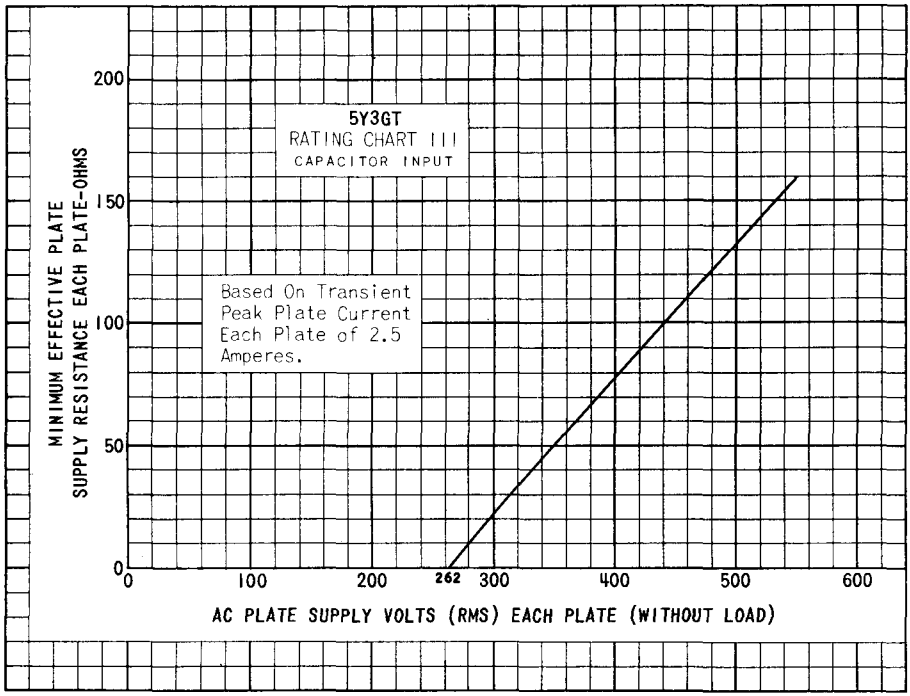
5Y3GT
RATING CHART III
CAPACITOR INPUT
Based On Transient
Peak Plate Current
Each Plate of 2.5
Amperes.
MINIMUM EFFECTIVE PLATE
SUPPLY RESISTANCE EACH PLATE-OHMS
0
50
100
150
200
0
100
200
262
300
400
500
600
AC PLATE SUPPLY VOLTS (RMS) EACH PLATE (WITHOUT LOAD)