Vacuum tube 5Y3GT is a two - plate cenotron in glass bulb wiht octal base, with a common equipotential cathode, designed for two - nalf - period rectification of alternating current in the midpoint circuits in radio engineering devices.

Pin arrangement

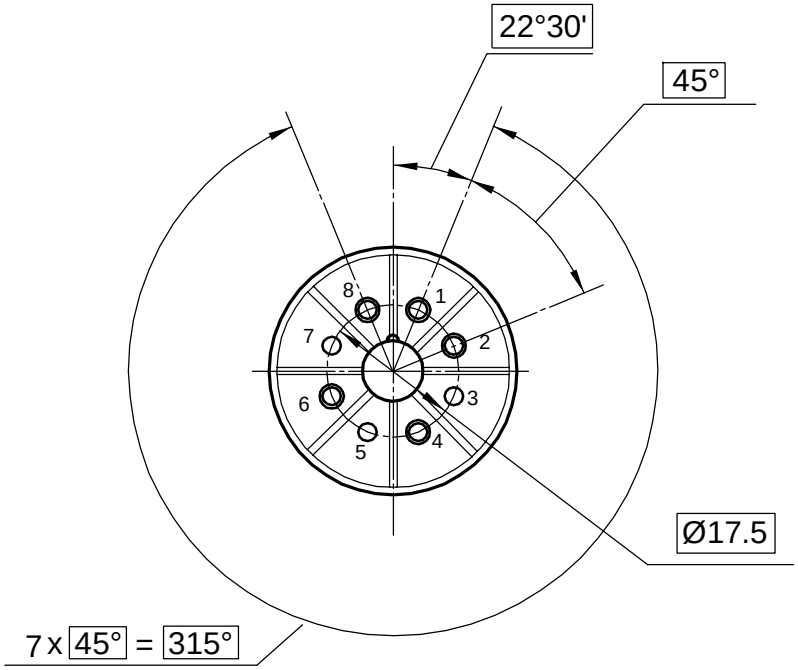

Electrode -to - lead connection diagram

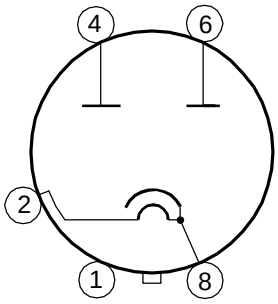

Dimensions

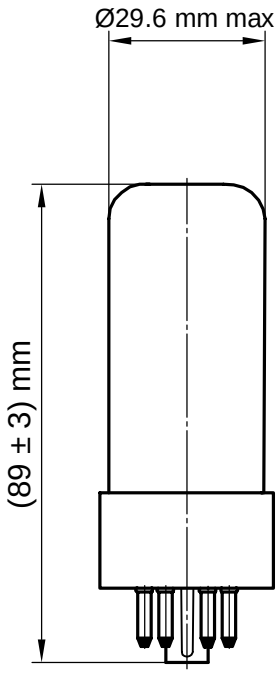

Lead designation	Name of electrode
1	Free
2	Heater
3, 5, 7	No
4	First diode plate
6	Second diode plate
8	Cathode, heater

Electrical parameters

5Y3GT

Parameters, conditions and units	Nominal	
	min	max
Heater current, A	1.6	2.2
Diode anod current, mA (at: filament voltage 5.0 V, plate voltage 17 V)	70	—
Rectified current, mA (at: filament voltage 5.0 V, the voltage of the secondary winding of the transformer, effective, 2 x 400 V, load resistance 3300 Ω, capacitance in the cathode chain, 40 µF)	133	—

Limiting Values
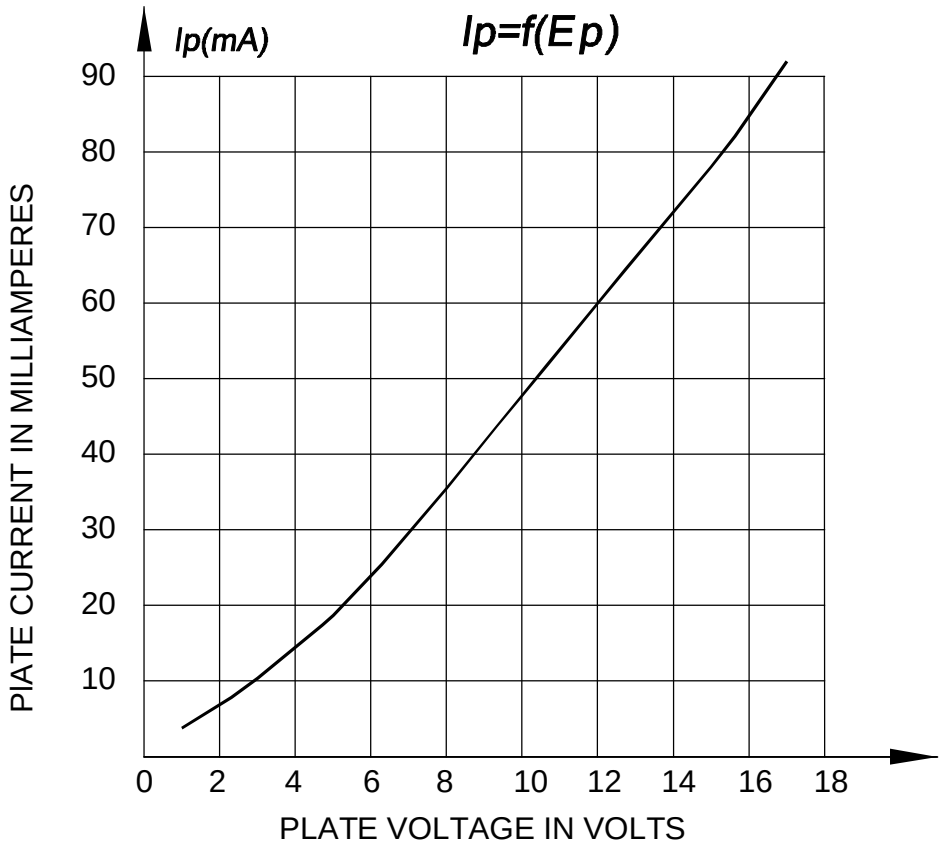
Parameters, units	Nominal	
	min	max
Filament voltage, V	4.5	5.5
Rectified current (average), mA	—	140
Anode current amplitude, mA	—	415
Current surge at the turn -on moment , A	—	1.4
Anod reverse voltage amplitude, V	—	1550
Temperature at the most heated part of the envelope, K°	—	473