TUNG-SOL

FULL WAVE RECTIFIER

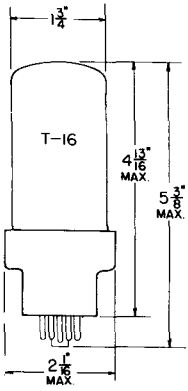

GLASS BULB
HARD GLASS

FILAMENT

5.0 VOLTS 2.0 AMP.

AC OR DC

VERTICAL MOUNTING POSITION

TUBE MAY BE OPERATED IN HORIZONTAL POSITION IF PINS #1 AND #4 ARE IN VERTICAL PLANE.

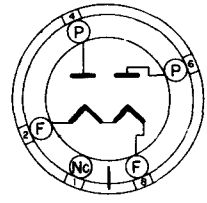

BOTTOM VIEW
SPECIAL SKIRTED
5 PIN. OCTAL
5T

THE 5R4WGA IS A HIGH VUCUUM FULL WAVE RECTIFIER CAPABLE OF SUPPLYING 950 VDC AT 165MA OR 750 VDC AT 275 MA. THIS TUBE TYPE PROVEN BY MILLIONS NOW IN FIELD USE FEATURES A RUGGED CONSTRUCTION THAT WILL WITHSTAND A SHOCK IMPACT OF 900 G AND HIGH VIBRATIONAL STRESSES.

ONE OF THE DESIGN FEATURES IS THE SHOCK MOUNTING OF THE BULB IN A SKIRTED TYPE BASE BY A RESILIENT SILICONE RUBBER. THUS, ALTHOUGH THE BASE MAY BE SECURELY CLAMPED TO THE CHASSIS, THE TUBE PROPER IS INSULATED AGAINST SHOCKS. THIS TYPE OF BASING ALSO PERMITS OPERATION AT HIGH ALTITUDES WITHOUT FLASH OVER. ANOTHER DESIGN FEATURE IS THE "CROSS PRESS" STEM WHICH KEEPS ELECTROLYSIS TO A MINIMUM WHILE OFFERING A STABLE SUPPORT FOR THE MOUNT STRUCTURE. THE USE OF A HARD GLASS BULB PERMITS THE TUBE TO BE PROCESSED AT HIGH TEMPERATURES DURING MANUFACTURE SO THAT IT WILL REMAIN GAS FREE UNDER THE HIGH TEMPERATURES ENCOUNTERED IN OPERATION. THE LOW DRAIN, FAST HEATING, RUGGED FILAMENT PERMITS INSTANT APPLICATION OF PLATE VOLTAGE OVER A LARGE PORTION OF THE OPERATING CHARACTERISTICS. (SEE CURVES).

ELECTRICAL DATA

FILAMENT VOLTAGE (± 10%) A.C.	5.0	VOLTS
FILAMENT CURRENT A.C.	2.0	AMPS.

CONTINUED ON FOLLOWING PAGE

PRINTED IN U. S. A.

CONTINUED FROM PRECEDING PAGE

TYPICAL OPERATION

	INPUT TO FILTER CHOKE	INPUT TO FILTER CAPACITOR	
AC PLATE VOLTAGE RMS PER PLATE	900	700	VAC
INPUT CONDENSER	---	4	Mfd
INPUT CHOKE	10	---	H
EFFECTIVE PLATE SUPPLY IMPEDANCE PER PLATE	---	100	OHMS
DC OUTPUT CURRENT	165	275	MA.
DC OUTPUT VOLTAGE AT FULL LOAD	840	730	VDC
DC OUTPUT VOLTAGE AT HALF LOAD	860	800	VDC
REGULATION, HALF LOAD TO FULL LOAD	20	70	VDC

MECHANICAL DATA

MOUNTING POSITION	VERTICAL	
MAXIMUM OVERALL HEIGHT	5.31	INCHES
MAXIMUM SEATED HEIGHT	4.75	INCHES
MAXIMUM DIAMETER	2.06	INCHES
BULB, HARD GLASS	T-16	
BASE: SPECIAL SKIRTED OCTAL 5 PIN, GLASS FILLED ALKYD, INSULATION ZONE 5 OR BETTER.	SEE OUTLINE	

MAXIMUM RATING CHART

ALTITUDE	FILTER INPUT	PEAK INV. VOLTAGE	VOLTS RMS PER PLATE	MIN. SUPPLY IMPEDANCE PER PLATE
UP TO 30,000 FT.	4 μf	3050v⊕	1070v	575Ω⊕
UP TO 40,000 FT.	4 μf	2150⊕	760	---
	5 HENRIES	2300⊕	815	---
	4 μf	2800⊕	990	575⊕
UP TO 60,000 FT.	4 μf	1850⊕	655	---

ALTITUDE	PEAK PLATE CURRENT	CURRENT	FULL LOAD VOLTAGE
UP TO 30,000 FT.	0 MA.⊕	0 MA.⊕	1525v
UP TO 40,000 FT.	700⊕	275⊕	770
	---	275⊕	650
	550	165⊕	1100
UP TO 60,000 FT.	700⊕	275⊕	620

⊕INDICATES MAXIMUM RATINGS; ALL OTHERS INDICATE APPROXIMATE VALUES.

ALL VALUES ARE FOR E_f = 5.0 V. AND 10 SECONDS PREHEATING (NO PREHEATING IS NECESSARY FOR NO LOAD CONDTIONS). HIGHER VALUES OF FILTER CONDENSER CAPACITY MAY BE USED IF PLATE SUPPLY IMPEDANCE IS INCREASED TO KEEP PEAK PLATE CURRENT WITHIN RATINGS. FILTER VALUES ARE FOR 60 CYCLE OPERATION.

CONTINUED ON FOLLOWING PAGE

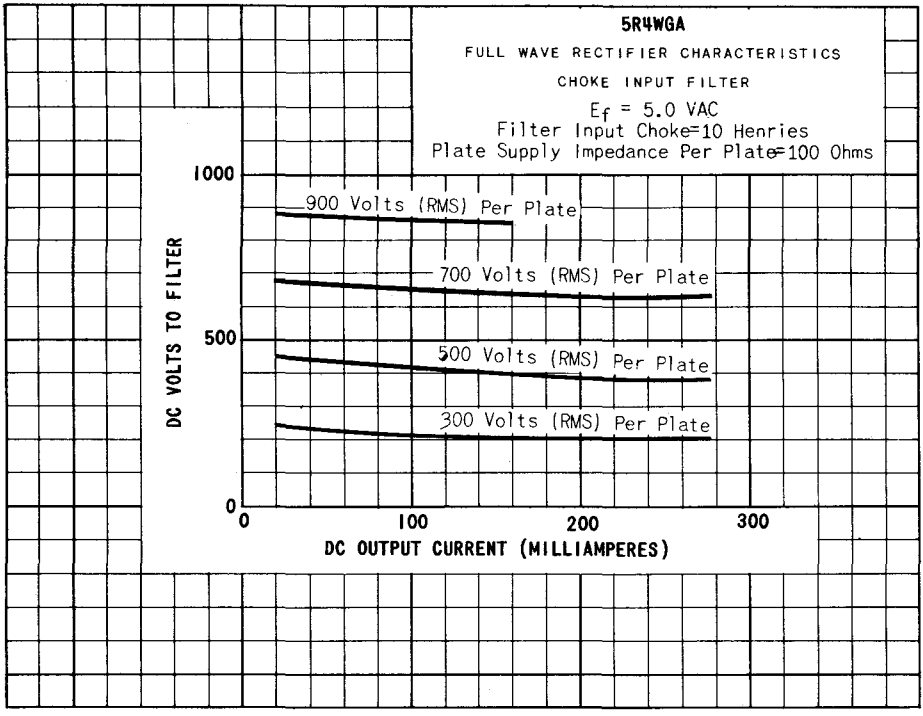
5R4WGA
FULL WAVE RECTIFIER CHARACTERISTICS
CHOKE INPUT FILTER
Ef = 5.0 VAC
Filter Input Choke=10 Henries
Plate Supply Impedance Per Plate=100 Ohms
900 Volts (RMS) Per Plate
700 Volts (RMS) Per Plate
500 Volts (RMS) Per Plate
300 Volts (RMS) Per Plate
DC VOLTS TO FILTER
1000
500
0
0
100
200
300
DC OUTPUT CURRENT (MILLIAMPERES)

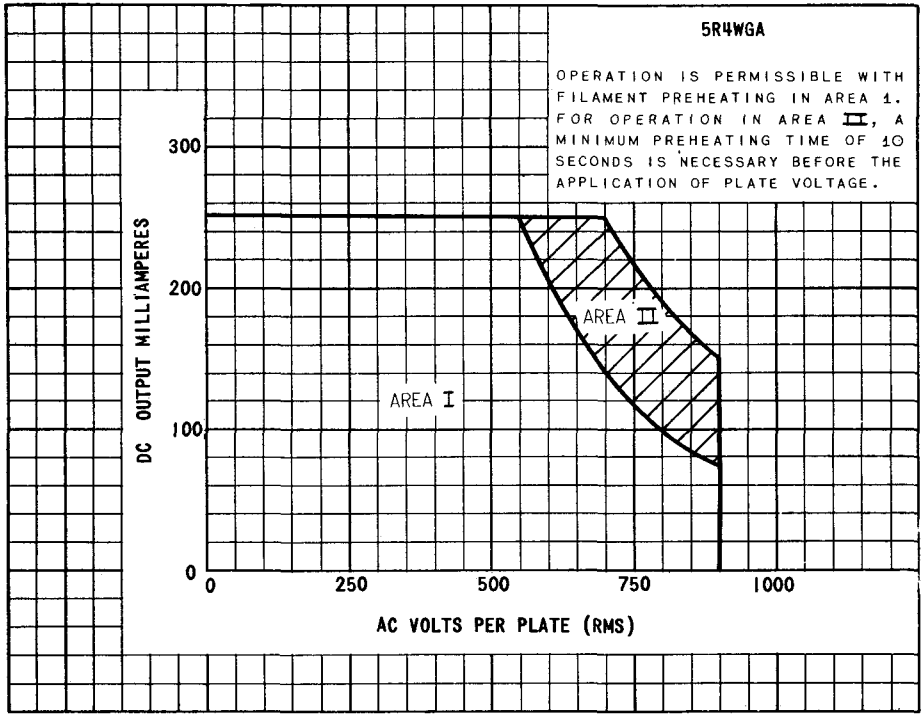
5R4WGA
OPERATION IS PERMISSIBLE WITH FILAMENT PREHEATING IN AREA 1. FOR OPERATION IN AREA II, A MINIMUM PREHEATING TIME OF 10 SECONDS IS NECESSARY BEFORE THE APPLICATION OF PLATE VOLTAGE.
AREA I
AREA II
DC OUTPUT MILLIAMPERES
300
200
100
0
0
250
500
750
1000
AC VOLTS PER PLATE (RMS)

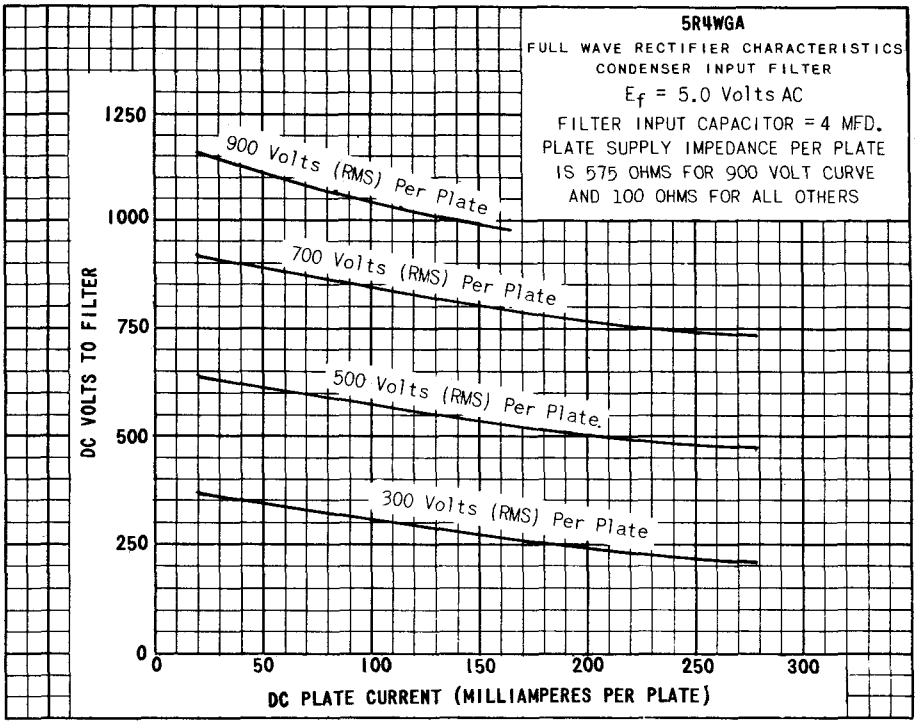
5R4WGA
FULL WAVE RECTIFIER CHARACTERISTICS
CONDENSER INPUT FILTER
Ef = 5.0 Volts AC
FILTER INPUT CAPACITOR = 4 MFD.
PLATE SUPPLY IMPEDANCE PER PLATE
IS 575 OHMS FOR 900 VOLT CURVE
AND 100 OHMS FOR ALL OTHERS
900 Volts (RMS) Per Plate
700 Volts (RMS) Per Plate
500 Volts (RMS) Per Plate
300 Volts (RMS) Per Plate
DC VOLTS TO FILTER
0
250
500
750
1000
1250
0
50
100
150
200
250
300
DC PLATE CURRENT (MILLIAMPERES PER PLATE)

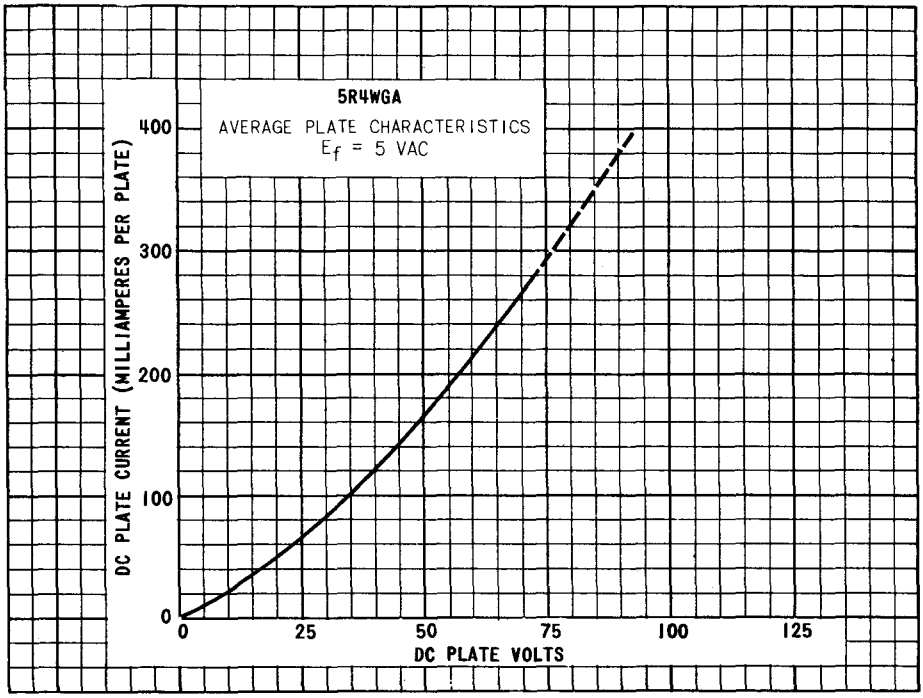
5R4WGA
AVERAGE PLATE CHARACTERISTICS
Ef = 5 VAC
DC PLATE CURRENT (MILLIAMPERES PER PLATE)
0
100
200
300
400
0
25
50
75
100
125
DC PLATE VOLTS