from JEDEC release #3253, May 1, 1961

DATA FOR E.I.A. REGISTRATIONS

MULLARD LIMITED,
Mullard House,
Torrington Place,
LONDON.W.C.1.,
England.

CATHODE RAY TUBES TYPE MG13-10, MM13-10 JEDEC TYPES 5DHP1, 5DHP32

The MG13-10 and MM13-10 are magnetically focused and deflected high brightness cathode ray tubes for radar applications, having an aluminisised screen of 5in. diameter. The two types are identical with the exception of the phosphor characteristics.

PHYSICAL SPECIFICATIONS

Base	Noval with base seal-off pip JETECE9-37
Cap	J1-22
Bulb	Glass
Maximum overall length	$12^{21}/32$" (322mm)
Maximum overall diameter	5" (127mm)
Screen diameter	$3^{15}/16$" (100mm)

BASING CONNECTIONS

Pin 1 Grid No.1	6 Internally connected
2 Heater	7 Spark trap
3 Internally connected	8 Heater
4 No connection	9 Internally connected
5 Cathode	Cap Anode

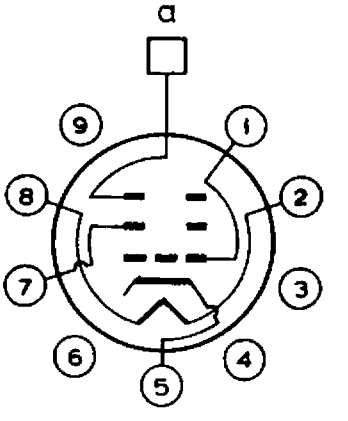

GENERAL ELECTRICAL DATA

Heater voltage	6.3 Volts
Heater current	300 mAmps
Focus	Magnetic
Deflection	Double magnetic
Deflection angle	40° (approx.)
Fluorescence	
G screen	Green
M screen (double layer)	Blue-green
Persistence	
G screen	Medium, P1
M screen	Long, P32

ELECTRODE CAPACITANCES

Grid to all other electrodes	9.0 μμF max.
Cathode to all other electrodes	7.0 μμF max.
Anode to external conductive coating	500 to 1500 μμF

ABSOLUTE MAXIMUM RATINGS

Anode voltage	27 kVolts max.
Anode voltage	18 kVolts min.
Negative grid voltage	150 Volts max.
Positive grid voltage	0 Volts max.
Peak positive grid voltage	2 Volts max.
Cathode current	200 μAmps max.
Heater to cathode voltage (heater negative)	300 Volts max.
Heater to cathode voltage (heater positive)	90 Volts max.
Grid resistance	1.5 Mohms max.

TYPICAL OPERATING CONDITIONS

Anode voltage	22 kVolts
Grid voltage for cut-off	-50 to -100 Volts

6535

JEDEC TYPE 5DHP1
5DHP32

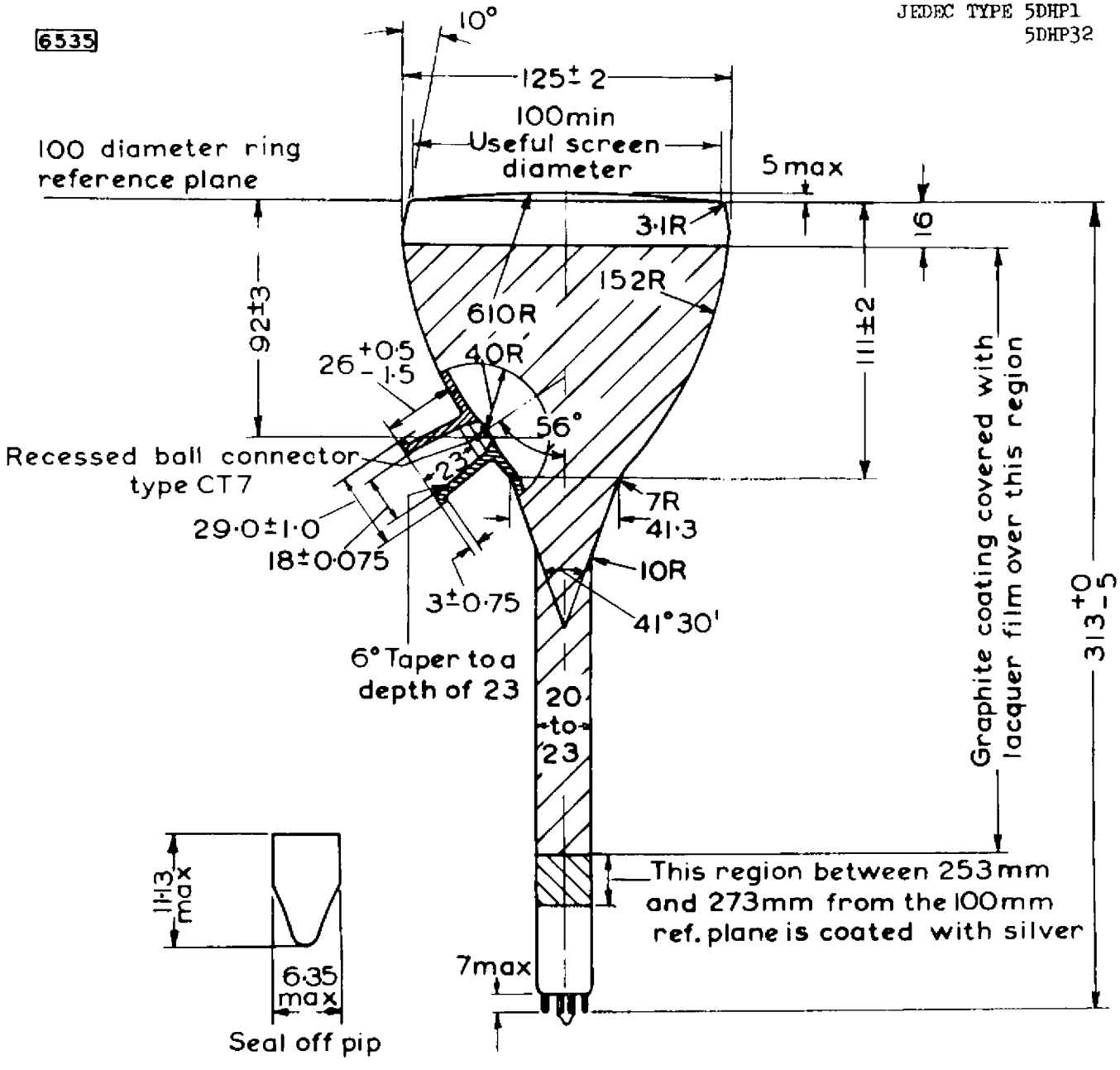

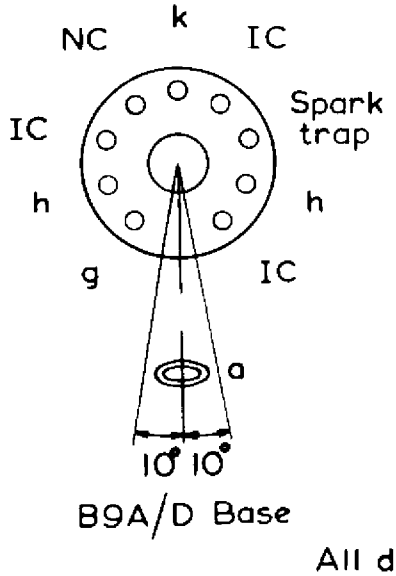

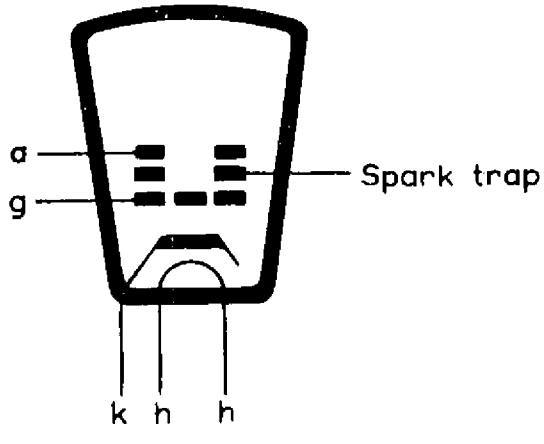

All dimensions in mm