TUNG-SOL

DOUBLE TRIODE

MINIATURE TYPE

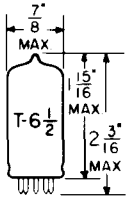

GLASS BULB

COATED UNIPOTENTIAL CATHODES

HEATER
4.7 VOLTS 0.6 AMP.
AC OR DC

ANY MOUNTING POSITION

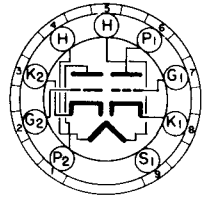

BOTTOM VIEW
MINIATURE BUTTON
9 PIN BASE
9AJ

IT IS RECOMMENDED THAT PIN #9 BE GROUNDED

THE 5BK7A IS A MINIATURE DOUBLE TRIODE DESIGNED PRIMARILY FOR USE AS A CASCODE AMPLIFIER AT FREQUENCIES BELOW APPROXIMATELY 300 MEGACYCLES IN 600 MA. SERIES HEATER OPERATED RECEIVERS. THE PERFORMANCE OF THE TUBE AS A CASCODE AMPLIFIER IN CHARACTERIZED BY HIGH GAIN AND A LOW NOISE FIGURE. THERMAL CHARACTERISTICS OF THE HEATER ARE CONTROLLED SUCH THAT HEATER VOLTAGE SURGES DURING THE WARM-UP CYCLE ARE MINIMIZED PROVIDED IT IS USED WITH OTHER TYPES WHICH ARE SIMILARLY CONTROLLED. WITH THE EXCEPTION OF HEATER RATINGS, ITS CHARACTERISTICS ARE IDENTICAL TO THE 6BK7A.

DIRECT INTERELECTRODE CAPACITANCES

WITH NO EXTERNAL SHIELD

	SECTION 1	SECTION 2	
GRID TO PLATE	1.8	1.8	μμf
INPUT	3.0	3.0	μμf
OUTPUT	1.0	0.9	μμf
HEATER TO CATHODE	2.8	3.0	μμf
GRID TO GRID (MAX.)	0.004		μμf
PLATE TO PLATE (MAX.)	0.075		μμf
GROUNDED GRID OPERATION			
PLATE TO CATHODE	0.22	0.22	μμf
INPUT	6.0	6.0	μμf
OUTPUT	2.4	2.4	μμf

RATINGS

INTERPRETED ACCORDING TO DESIGN CENTER SYSTEM

EACH SECTION

HEATER VOLTAGE	4.7	VOLTS
MAXIMUM HEATER-CATHODE VOLTAGE:[A]		
HEATER NEGATIVE WITH RESPECT TO CATHODE		
TOTAL DC AND PEAK	200	VOLTS
HEATER POSITIVE WITH RESPECT TO CATHODE		
DC	100	VOLTS
TOTAL DC AND PEAK	200	VOLTS
MAXIMUM PLATE VOLTAGE	300	VOLTS
MAXIMUM NEGATIVE DC GRID VOLTAGE	50	VOLTS
MAXIMUM PLATE DISSIPATION	2.7	WATTS
HEATER WARM-UP TIME (APPROX.)*	11.0	SECONDS

[A] WHEN THE 5BK7A IS USED AS A CASCODE AMPLIFIER AND THE TWO SECTIONS ARE CONNECTED IN SERIES, THE HEATER CATHODE VOLTAGE OF THE GROUNDED GRID STAGE MAY BE AS HIGH AS 250 VOLTS MAXIMUM WITH RESPECT TO THE CATHODE.

*HEATER WARM-UP TIME IS DEFINED AS THE TIME REQUIRED FOR THE VOLTAGE ACROSS THE HEATER TO REACH 80% OF ITS RATED VOLTAGE AFTER APPLYING 4 TIMES RATED HEATER VOLTAGE TO A CIRCUIT CONSISTING OF THE TUBE HEATER IN SERIES WITH A RESISTANCE OF VALUE 3 TIMES THE NOMINAL HEATER OPERATING RESISTANCE.

CONTINUED ON FOLLOWING PAGE

PRINTED IN U.S.A.

TUNG-SOL

CONTINUED FROM PRECEDING PAGE

TYPICAL OPERATING CONDITIONS AND CHARACTERISTICS

CLASS A_1 AMPLIFIER - EACH SECTION

HEATER VOLTAGE	4.7	VOLTS
HEATER CURRENT	0.6	AMP.
PLATE VOLTAGE	150	VOLTS
CATHODE BIAS RESISTOR	56	OHMS
AMPLIFICATION FACTOR	43	
PLATE RESISTANCE (APPROX.)	4 600	OHMS
TRANSCONDUCTANCE	9 300	µMHOS
PLATE CURRENT	18	MA.
GRID VOLTAGE (APPROX.) FOR I_b = 10 µA.	-11	VOLTS
NOISE FIGURE[B]	7	DECIBELS

[B] AS MEASURED IN A CASCODE AMPLIFIER WHICH OPERATES AT A PLATE SUPPLY VOLTAGE OF 250 VOLTS, A PLATE CURRENT OF 18 MA., A FREQUENCY OF 200 MEGACYCLES, A STAGE BANDWIDTH OF 7 MEGACYCLES, AND AN EFFECTIVE NOISE BANDWIDTH OF 3.5 MEGACYCLES.

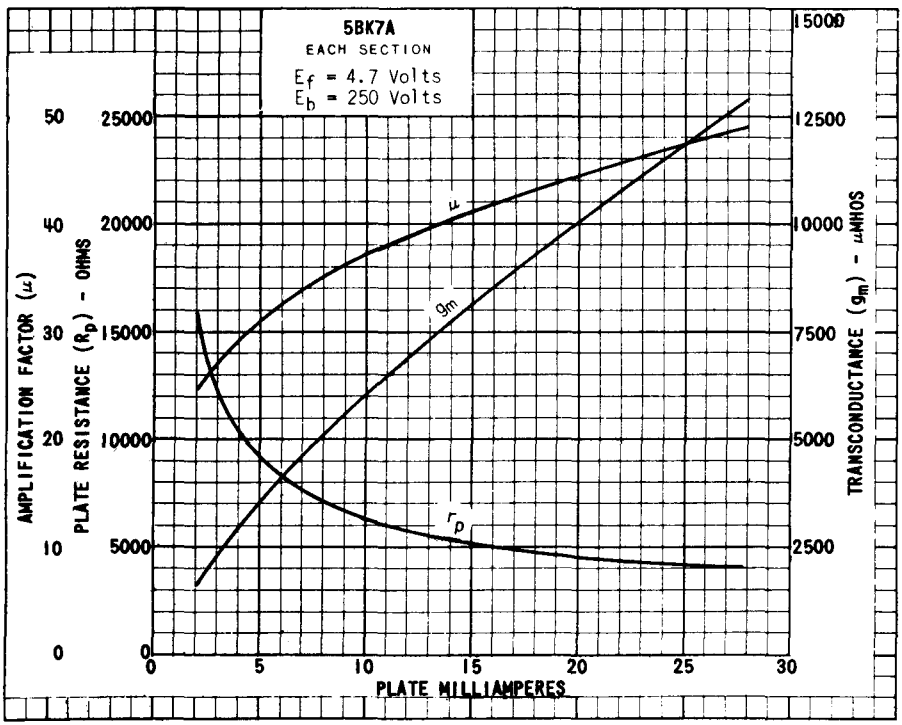

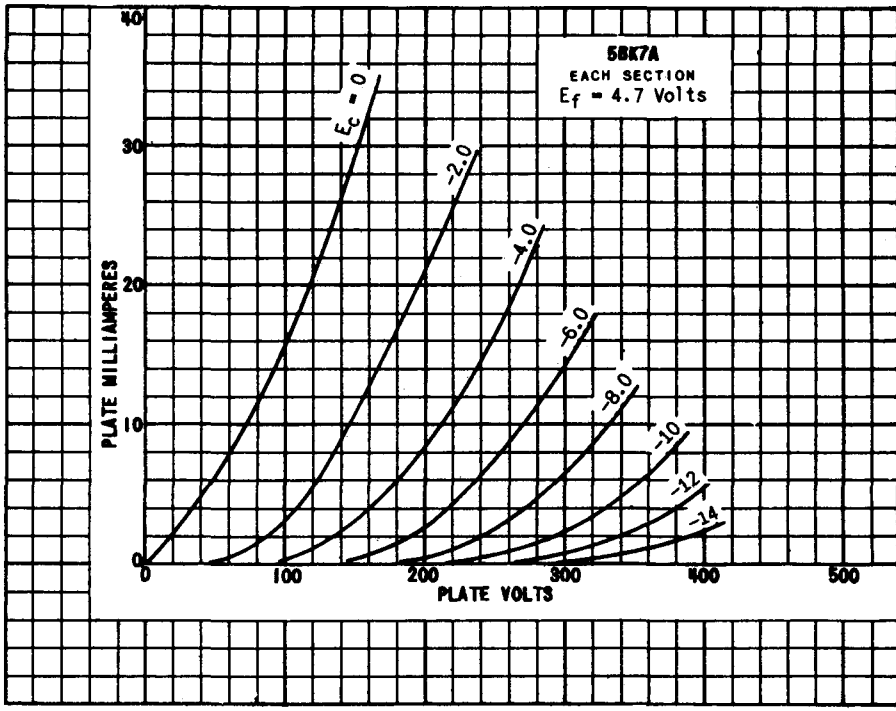
5BK7A
EACH SECTION
Ef = 4.7 Volts
Ec = 0
-2.0
-4.0
-6.0
-8.0
-10
-12
-14
PLATE MILLIAMPERES
PLATE VOLTS
0
10
20
30
40
100
200
300
400
500

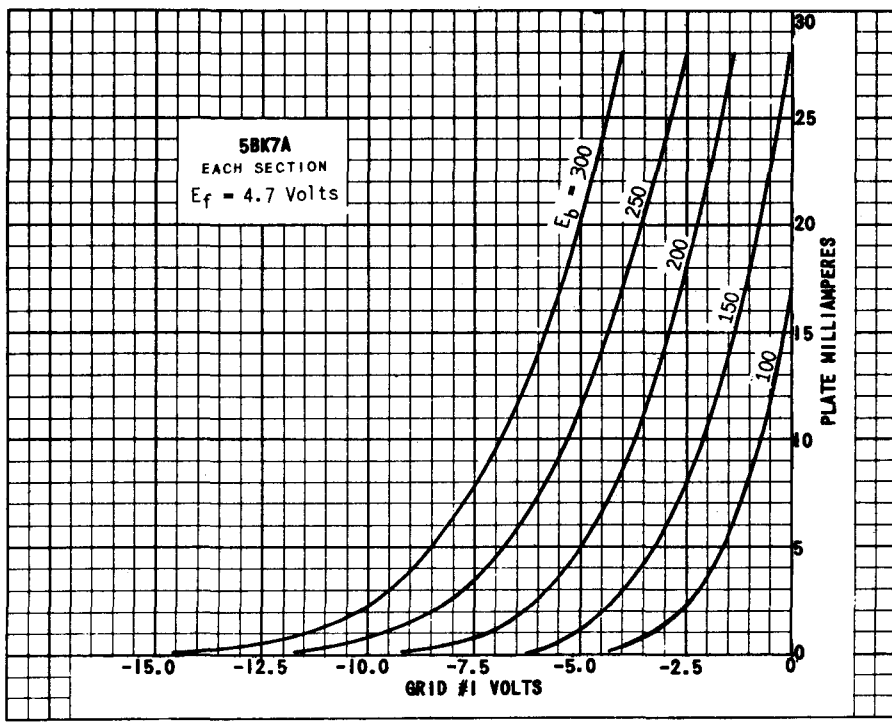
5BK7A
EACH SECTION
Ef = 4.7 Volts
Eb = 300
250
200
150
100
PLATE MILLIAMPERES
GRID #1 VOLTS
-15.0
-12.5
-10.0
-7.5
-5.0
-2.5
0
5
10
15
20
25
30