from RTMA releae #998, July 15, 1951

Tube type #5920 Amperex Electronic Corporation
Brooklyn 1, New York

Development No. E8CC

Description: Twin-triode amplifier; heater type (AC or DC); T $5\frac{1}{2}$ miniature; body-length 2 3/8" max.; miniature button 7-pin.

Heater voltage 6.3 volts Heater current 0.4 ampere

Tube Outline

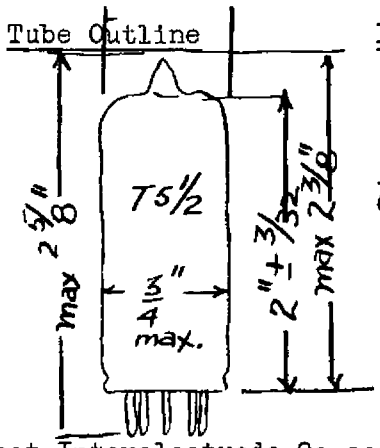

Bottom view of Base

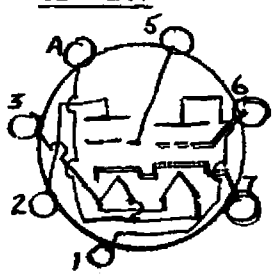

Base Pin No.	Element
1	Plate T 2
2	Plate T 1
3	Heater
4	Heater
5	Grid T 1
6	Grid T 2
7	Cathode (for both sections)

Direct Interelectrode Capacitances (each section) x)

Grid to plate	2.6 uuf
Grid to cathode	3.1 uuf
Plate to cathode	0.3 uuf

Maximum Ratings

Plate voltage	150 volts
Plate dissipation (each section)	1.5 watt
Cathode current	20 ma
Heater cathode voltage	200 volts

Electrical characteristics (for each section)

Plate voltage	100 volts
Grid voltage	- 1.8 volt
Amplification factor	25
Transconductance	5500 micromhos
Plate current	8.5 ma

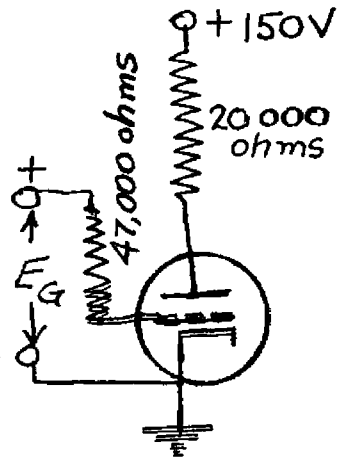

Operating conditions

Plate supply voltage		150 volts
Load resistance		20000 ohms
External grid resistance		47000 ohms
Grid input voltage	0	- 10 volts
Plate current	min.4.5	max. 0.2 ma

$E_G = 0$ V.
$E_L > 90$V.
$E_G = -10$ V.
$E_L > .4$ V

x) Approximate values with no external shield.

Note: In circuits in which the maximum ratings are not exceeded, the life of a group of tubes is guaranteed up to a base of 10,000 hours average life per tube.