Vacuum tube 5881WXT is a beam tetrode in the glass bulb with octal base, with equipotential cathode, designed to amplify low frequency power in the output stages of HI - FI audio.

Pin arrangement

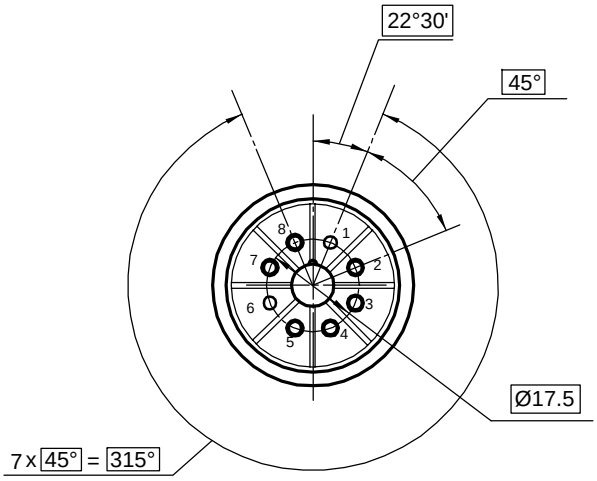

Electrode -to - lead connection diagram

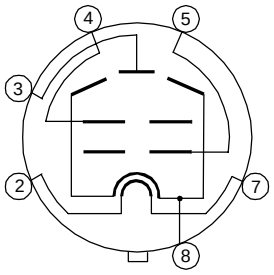

Dimensions

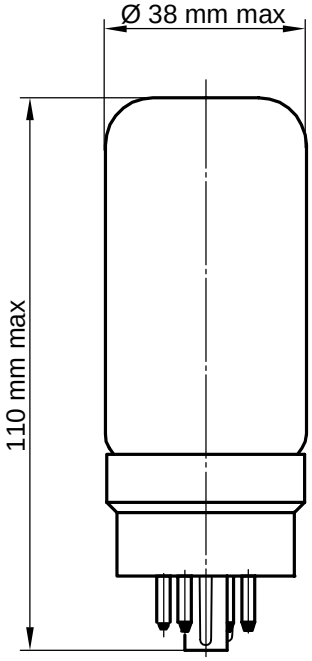

Lead designation	Name of electrode
1, 6	No
2, 7	Heater
3	Plate
4	Grid 2
5	Grid 1
8	Cathode, beam-forming screen

Electrical parameters

Parameters, conditions and units	Nominal	
	min	max
First grid reverse current, μA (at: filament voltage 6.3 V, plate voltage 250 V, first grid voltage minus 14.0 V, second grid voltage 250 V, first grid circuit resistance 0.51M Ω)	—	0.7
Heater current, A	0.840	0.920
Plate current, mA (at: filament voltage 6.3 V, plate voltage 250 V, first grid voltage minus 14.0 V, second grid voltage 250 V)	60	88
Second grid current, mA (at: filament voltage 6.3 V, plate voltage 250 V, first grid voltage minus 14.0 V, second grid voltage 250 V)	—	6.0
Output power, W (at: filament voltage 6.3 V, plate voltage 250 V, first grid voltage minus 14.0 V, second grid voltage 250 V, plate circuit resistance 2.5 k Ω, first grid alternating voltage, efficacious 9.8 V)	5.8	—
Plate current at the beginning of the characteristic, mA (at: filament voltage 6.3 V, plate voltage 250 V, first grid voltage minus 35.0 V, second grid voltage 250 V)	—	10
Slope of characteristic, mA/V (at: filament voltage 6.3 V, anode voltage 250 V, first grid voltage minus 14.0 V, second grid voltage 250 V)	5.2	7.0
Cahtode - heater insulation resistance, M Ω (at: filament voltage 6.3 V, cathode -heater voltage ± 250 V)	4.0	—

Operating conditions limits

Parameters, units	Nominal	
	min	max
Filament voltage, V	6.0	6.6
Cathode - heater voltage, V	—	± 250
Cathode current, mA	—	90
First grid voltage, negative, V	—	100
Power dissipation at the plate, W	—	20.5
Power dissipation at the second grid, W	—	2
First grid circuit resistance, M Ω	—	0.51
Temperature at the most heated part of the envelope, K°	—	453

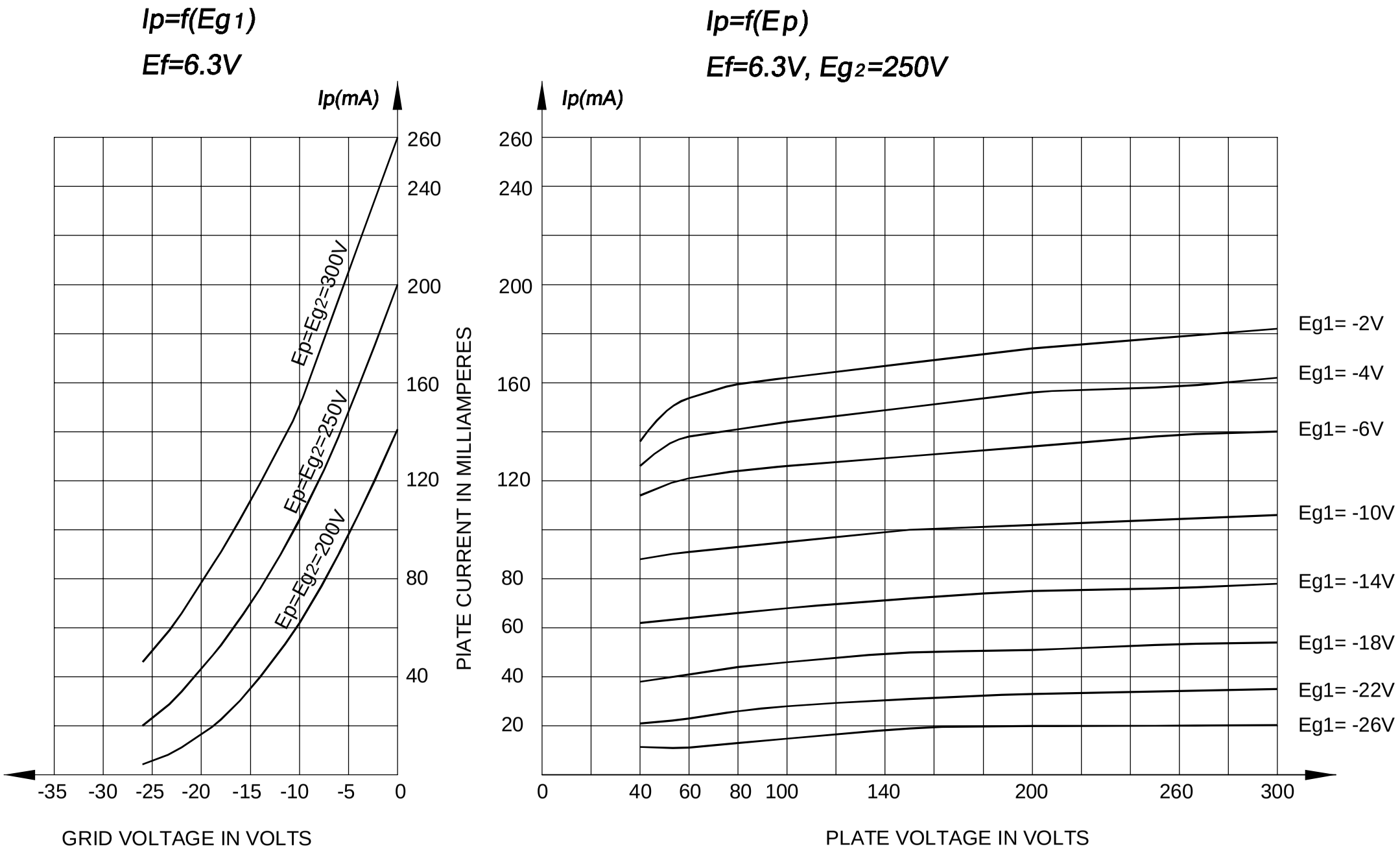
Ip=f(Eg1)
Ef=6.3V
Ip(mA)
260
240
200
160
120
80
40
Ep=Eg2=300V
Ep=Eg2=250V
Ep=Eg2=200V
-35 -30 -25 -20 -15 -10 -5 0
GRID VOLTAGE IN VOLTS
PIATE CURRENT IN MILLIAMPERES
Ip=f(Ep)
Ef=6.3V, Eg2=250V
Ip(mA)
260
240
200
160
120
80
60
40
20
Eg1= -2V
Eg1= -4V
Eg1= -6V
Eg1= -10V
Eg1= -14V
Eg1= -18V
Eg1= -22V
Eg1= -26V
0 40 60 80 100 140 200 260 300
PLATE VOLTAGE IN VOLTS