SYLVANIA

engineering data service

SYLVANIA

5814A

MECHANICAL DATA

Bulb	T-6½
Base	E9-1, Small Button 9-Pin
Basing	9A
Cathode	Coated Unipotential
Mounting Position	Any

ELECTRICAL DATA

HEATER CHARACTERISTICS

Heater Voltage	Series/Parallel	12.6/6.3 Volts
Heater Current	Series/Parallel	175/350 Ma

DIRECT INTERELECTRODE CAPACITANCES (Unshielded)

	Section 1[1]	Section 2
Grid to Plate	1.5	1.5 μμf
Input	1.6	1.6 μμf
Output	0.5	0.35 μμf

RATINGS (Absolute Maximum Values) Each Section

Plate Voltage	330 Volts
Plate Dissipation	3.0 Watts
Heater-Cathode Voltage	100 Volts
Cathode Current	22 Ma
Bulb Temperature	180° C
Electrode Insulation (min.)	
Grid to All Other Elements[2]	500 Megohms
Plate to All Other Elements[3]	500 Megohms

TYPICAL OPERATION

Class A_1 Amplifier — Each Section

Plate Voltage	250 Volts
Grid Voltage	-8.5 Volts
Plate Current	10.5 Ma
Transconductance	2200 μmhos
Amplification Factor	17
Grid Voltage for I_b = 10 μa	-24 Volts

NOTES:

1. *Section No. 1 connects to pins 6, 7 and 8.*
2. *E_f = 12.6 volts; E_g to all other elements - 50 volts D C.*
3. *E_f = 12.6 volts; E_p to all other elements = -300 volts D C.*

QUICK REFERENCE DATA

The Sylvania Type 5814A is a T-6½, medium mμ, double triode having separate cathode connections. Electrically, the 5814A is similar to the Type 12AU7, and, identical to, except for electrode insulation requirements, the Type 5814.

The Sylvania Type 5814A is manufactured and inspected to meet the applicable MIL-E1 specification for reliable operation.

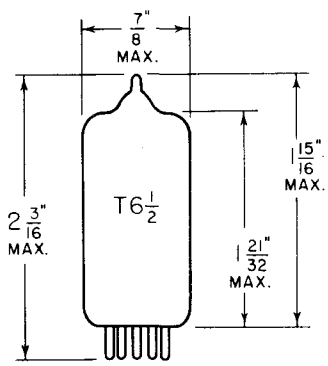

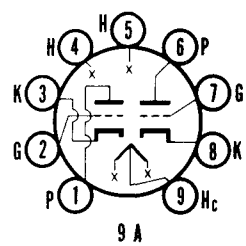

SYLVANIA ELECTRIC PRODUCTS INC.

RADIO TUBE DIVISION

Prepared and Released By The TECHNICAL PUBLICATIONS SECTION EMPORIUM, PENNSYLVANIA

JANUARY 1954

SYLVANIA

5814A

AVERAGE PLATE CHARACTERISTICS

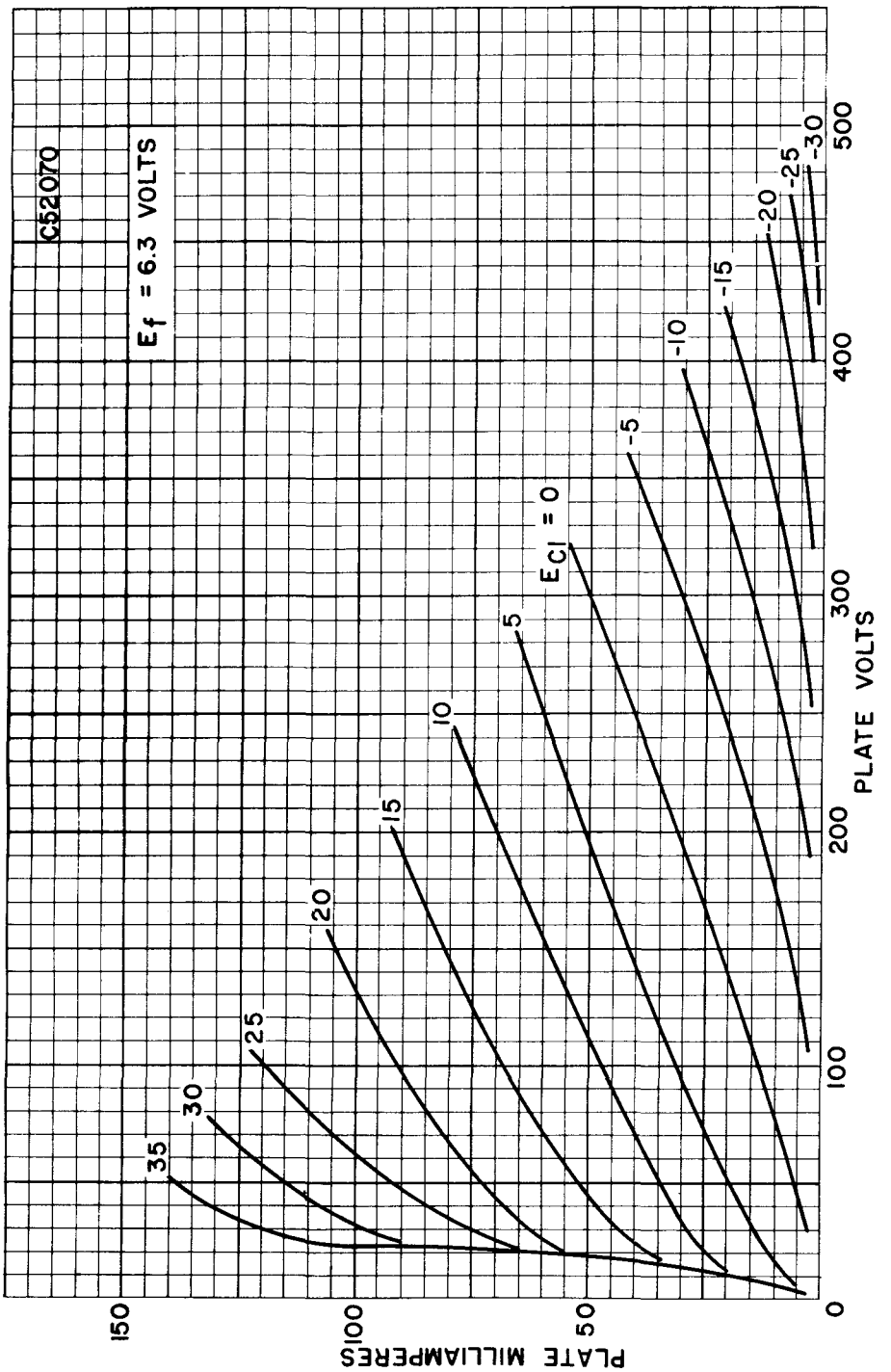
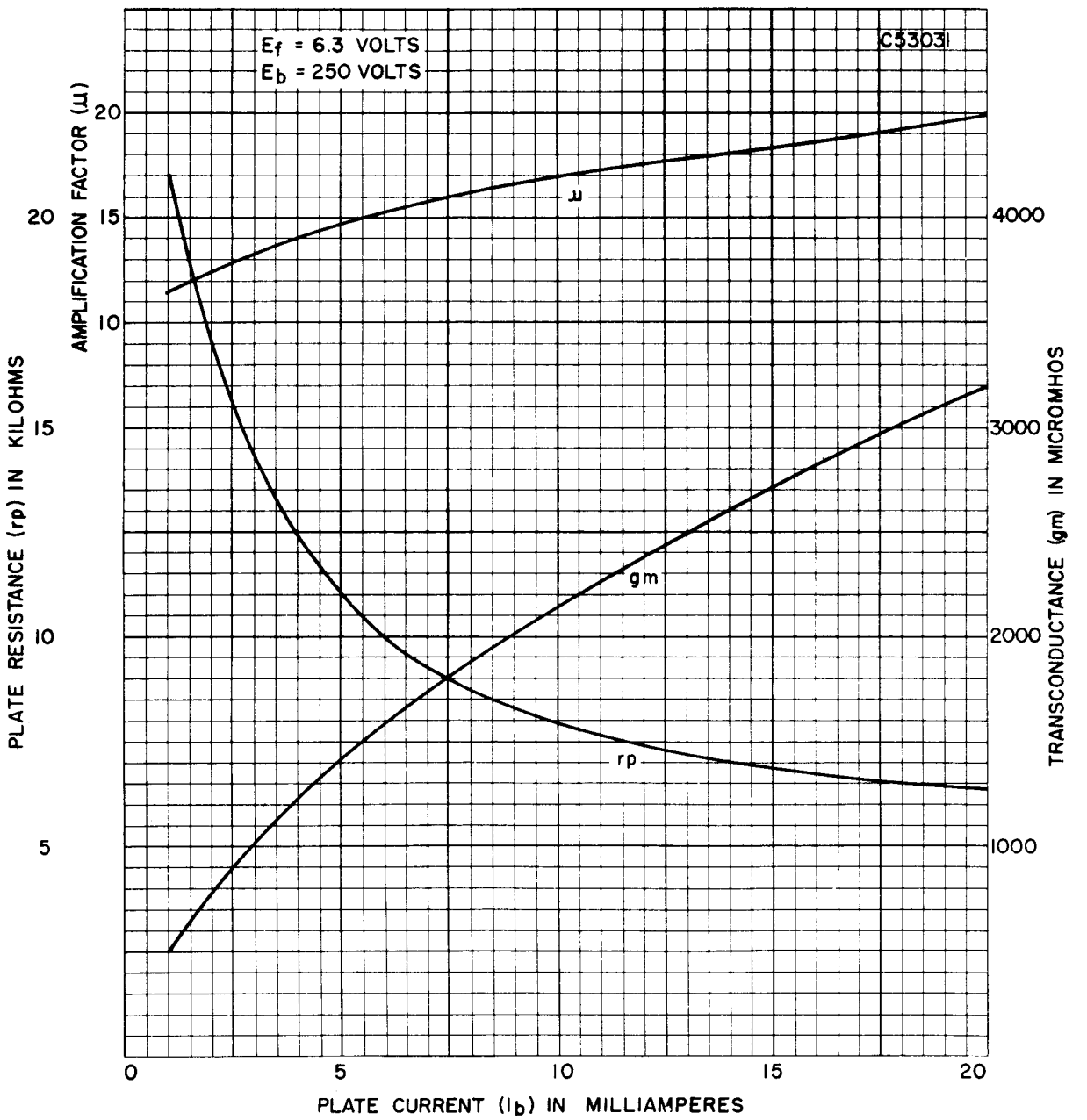
AVERAGE TRANSFER CHARACTERISTICS