PLANAR TUBE

5767
6481

Up to 3.3 Gc
Low Internal Lead Inductance
Folded Discs



Litton Planar Triode Types 5767 and 6481 are intended primarily for use in microwave circuits as CW oscillators at frequencies up to 3.3 Gc. These planar-electrode disc-seal triodes may be used as integral parts of a tuned cavity. Their low internal lead inductance make these tubes well adapted to lumped constant circuits. The mechanical configuration was designed for use in butterfly type circuits, since it is easily clamped into the circuit by beryllium straps. The 5767 has a slightly lower anode-to-cathode capacitance which makes it perform well in broadband tunable oscillator circuits.

ABSOLUTE MAXIMUM PARAMETERS PER PARA. 6.5 MIL-E-1D

Heater Voltage (AC or DC)	7.0 V
Heater Current	0.45 A
Anode Voltage	350 Vdc
Anode Dissipation	5.0 W
Seal Temperature	200° C
Operating Frequency	3.3 Gc

DIRECT INTERELECTRODE CAPACITANCES

	5767	6481
Grid Anode	1.45	1.47 pf
Grid Cathode	1.30	1.27 pf
Anode Cathode	0.015	0.023 pf

TUBE CHARACTERISTICS (Typical)

Transconductance	4500 umhos
Amplification Factor	25
Grid Voltage for Ib = 10 uAdc	—15 V

Above parameters measured at Ef=6.3 V, Eb=180 V, Rk=400 ohms, and Ib=12.0 mAdc.

OPERATING CHARACTERISTICS (Typical)

(1) UHF Oscillator CW[1]

Anode Voltage	200 Vdc
Anode Current	35 mAdc
Frequency	1.0 Gc
Power Output	2.0 W
Heater Voltage	6.3 Vac

(2) UHF Oscillator CW[1]

Anode Voltage	200 Vdc
Anode Current	25 mAdc
Frequency	3.3 Gc
Power Output	400 mw
Heater Voltage	6.3 Vac

(3) UHF Oscillator CW Tunable

Anode Voltage	325 Vdc
Anode Current	40 ma
Frequency	200-900 Mc
Power Output	300 mw
Heater Voltage	6.3 Vac

NOTE:
1. In a tunable cavity designed for the indicated frequency ranges.

PLANAR TUBE

5767

6481

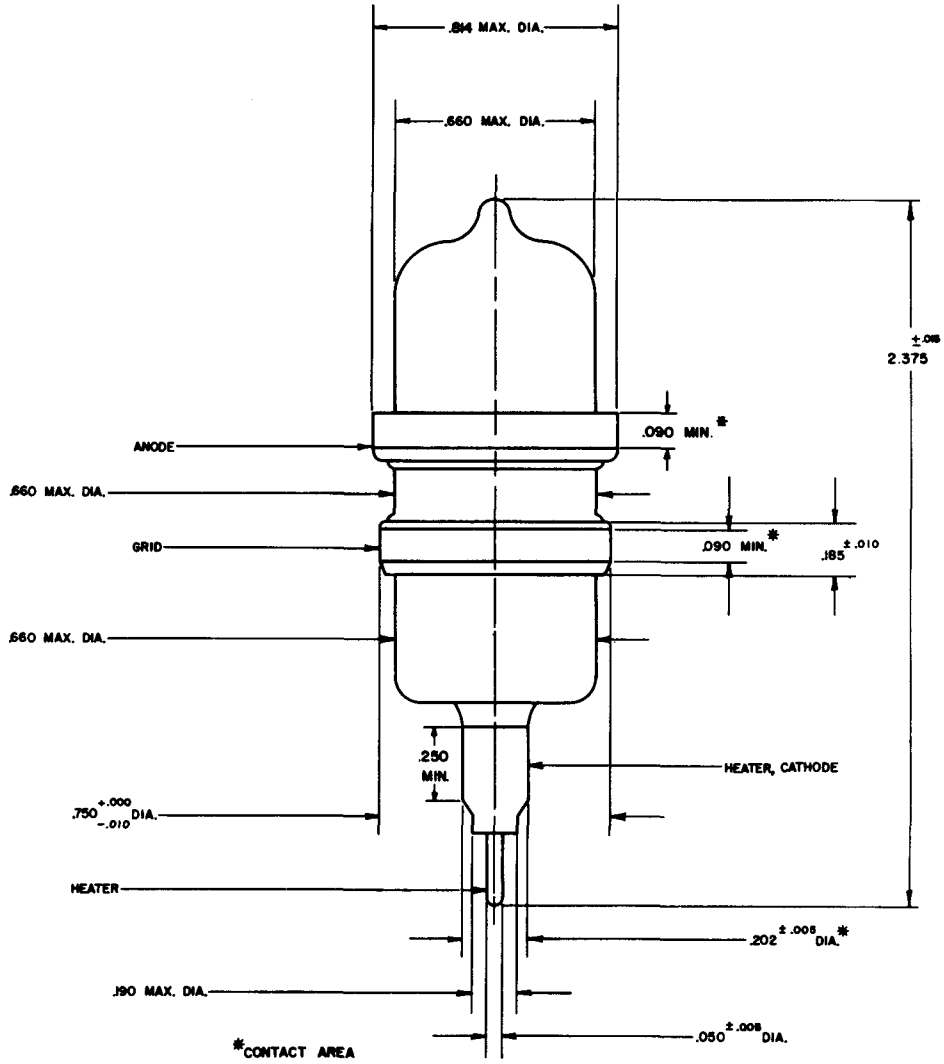

AVERAGE PLATE CHARACTERISTICS

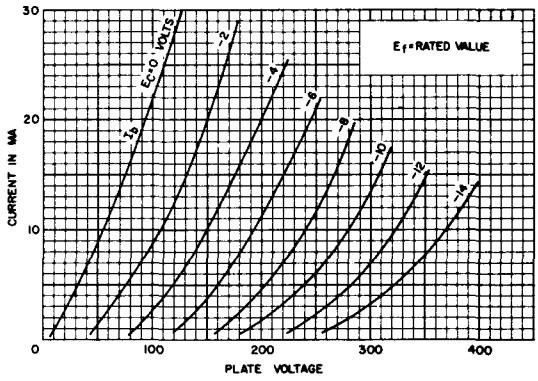
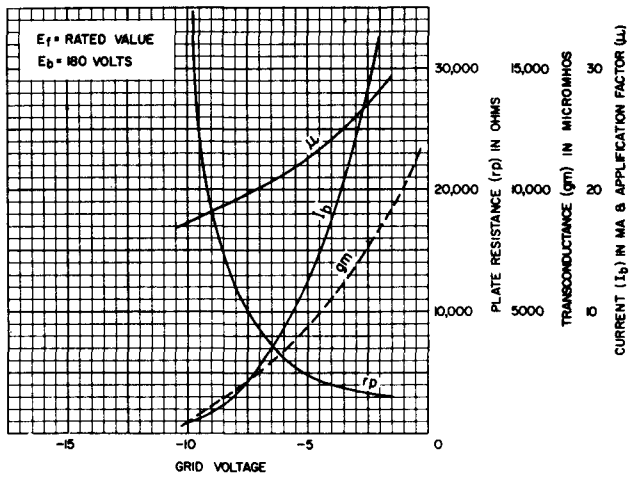
AVERAGE TRANSFER CHARACTERISTICS