ELECTRONS, INCORPORATED

127 SUSSEX AVENUE

NEWARK 4, N. J.

RECTIFIER TUBES

TYPE 5684 (C3J/A)

THYRATRON

GENERAL CHARACTERISTICS

Inert Gas Filled Grid Controlled Triode designed for precise motor speed control, ignitron firing, and welding control.

ELECTRICAL

Filament	Coated
Voltage	2.5 volts
Current	9±2 amps.
Heating Time	30 secs.
Average Tube Voltage Drop	10 volts
Grid Characteristics	
Maximum de-ionization time ---------- approx.	1 millisecond
Critical Grid Voltage at 1000 P. F. V.	-6.0±1.8 volts
Critical Grid Current ---------- Less than	10 microamps.
Critical Anode Voltage @ +4 grid volts	75 volts max.
Grid to Anode capacitance	Approx. 2 u u f
Grid to Filament capacitance	Approx. 14 u u f
Maximum Negative Grid Voltage	100 volts

MECHANICAL

Type of Cooling	Convection
Temperature Limits	-55 to +70 °C
Mounting Position	Any
Basing Designation	4CF
Base	Metal A4-10
Cap	C1-5 medium
Maximum Overall Dimensions	
Length	6.25 in.
Diameter	1.57 in.
Weight	6 oz.

MAXIMUM RATING

Peak Inverse Voltage	1250 volts
Peak Forward Voltage	1000 volts
Peak Anode Current	30.0 amps.
Overload Anode Current less than 3 sec.	3.7 amps.
Average Anode Current	2.5 amps.
AC Short-Circuit Current (0.1 sec.)	300 amps.

All values are for returns to the filament center tap.

Sponsor: ELECTRONS, INC. Newark, New Jersey

Date: Nov. 7, 1947

from RMA release # 624, Dec. 3, 1947

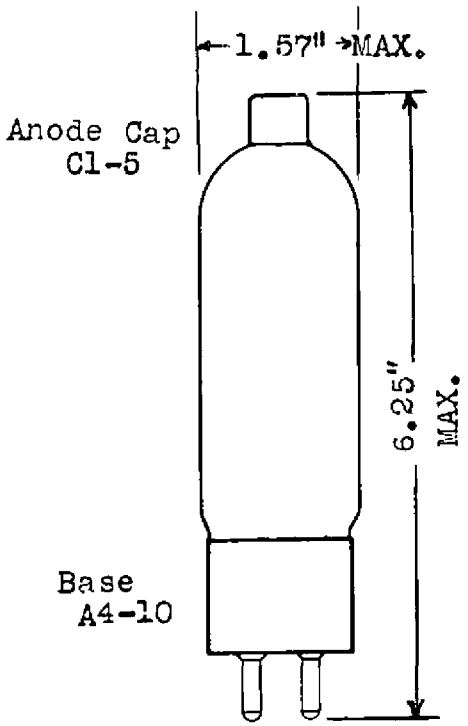

OUTLINE
THYRATRON 5684

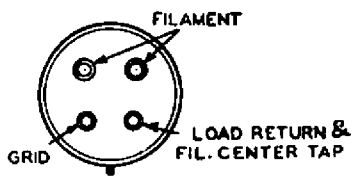

BOTTOM VIEW
OF BASE

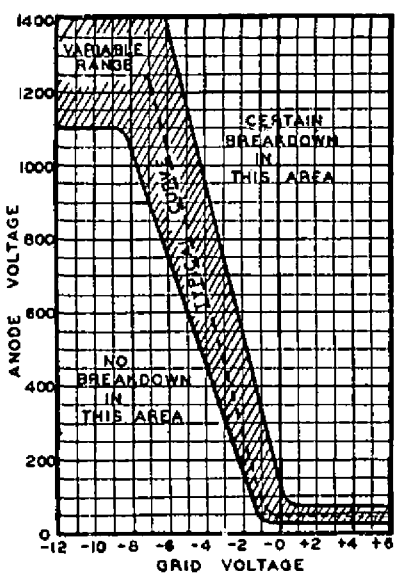

CONTROL CHARACTERISTICS

ELECTRONS, INC.
127 Sussex Ave.
Newark 4, N. J.