DOUBLE TRIODE

MINIATURE TYPE

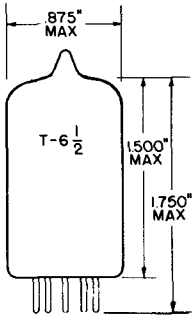

GLASS BULB
SMALL BUTTON
9 PIN BASE E9-1
OUTLINE DRAWING
JEDEC 6-1

COATED UNIPOTENTIAL CATHODE

HEATER
6.3 VOLTS 350 MA.
AC OR DC

ANY MOUNTING POSITION

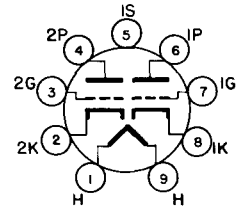

BOTTOM VIEW
BASING DIAGRAM
JEDEC 8CJ

THE 5670 IS A HIGH-FREQUENCY DOUBLE TRIODE USING THE 9 PIN MINIATURE CONSTRUCTION. IT IS DESIGNED FOR RELIABLE LIFE UNDER CONDITIONS OF INTERMITTENT OPERATION.

DIRECT INTERELECTRODE CAPACITANCES

WITH NO EXTERNAL SHIELD

PLATE TO GRID (EACH SECTION)[A] →	1.1	pf
PLATE TO CATHODE (EACH SECTION)[A]	1.0	pf
GRID TO CATHODE (EACH SECTION)[A]	2.2	pf
PLATE TO PLATE (NOMINAL)	0.05	pf
PLATE TO PLATE (MAXIMUM)	0.10	pf

[A] INTERNAL SHIELD AND HEATER CONNECTED TO CATHODE.

RATINGS

EACH TRIODE SECTION – DESIGN CENTER VALUES

MAXIMUM HEATER CATHODE VOLTAGE	90	VOLTS
MAXIMUM PLATE VOLTAGE	300	VOLTS
MAXIMUM PLATE DISSIPATION	1.5	WATTS
MAXIMUM DC CATHODE CURRENT	16.5*	MA.
BULB TEMPERATURE AT HOTTEST POINT (ABSOLUTE MAXIMUM)	165*	°C

CONTINUED ON FOLLOWING PAGE

PRINTED IN U.S.A.

CONTINUED FROM PRECEDING PAGE

TYPICAL OPERATING CONDITIONS AND CHARACTERISTICS

CLASS A_1 AMPLIFIER

PLATE VOLTAGE	150	VOLTS
CATHODE RESISTOR (EACH SECTION)	240	OHMS
PLATE CURRENT (EACH SECTION)	8.2	MA.
TRANSCONDUCTANCE (EACH SECTION)	5 500	µMHOS
AMPLIFICATION FACTOR	35	
GRID VOLTAGE (APPROX.) FOR I_b = 10 µA.	→ −8	VOLTS

CLASS AB_1 AMPLIFIER

PLATE VOLTAGE	300	VOLTS
CATHODE RESISTOR	800	OHMS
AF GRID TO GRID VOLTAGE (RMS)	14	VOLTS
ZERO-SIGNAL PLATE CURRENT (EACH SECTION)	4.9	MA.
MAXIMUM SIGNAL PLATE CURRENT (EACH SECTION)	6.3	MA.
LOAD IMPEDANCE (PLATE-TO-PLATE)	27 000	OHMS
TOTAL HARMONIC DISTORTION	10	PERCENT
MAXIMUM SIGNAL POWER OUTPUT	1.0	WATT

SPECIAL TESTS AND RATINGS *

HEATER-CYCLING RATINGS		
CYCLES OF INTERMITTENT OPERATION, MINIMUM Ef =7.5 VOLTS CYCLED FOR ONE MINUTE ON AND ONE MINUTE OFF. Eb=Ec=0 VOLTS. Ehk =135 VOLTS WITH HEATER POSITIVE WITH RESPECT TO CATHODE.	2 000	CYCLES
SHOCK RATING		
IMPACT ACCELERATION IN ANY DIRECTION FORCES AS APPLIED BY THE NAVY-TYPE, HIGH IMPACT (FLYWEIGHT) SHOCK MECHINE FOR ELECTRONIC DEVICES OR ITS EQUIVALENT.	600	G
FATIGUE RATINGS		
VIBRATIONAL ACCELERATION IN ANY DIRECTION VIBRATIONAL FORCES FOR A PERIOD OF AT LEAST 100 HOURS AT A FREQUENCY OF 25 CYCLES PER SECOND	2.5	G

→ INDICATES A CHANGE.

*INDICATES AN ADDITION.

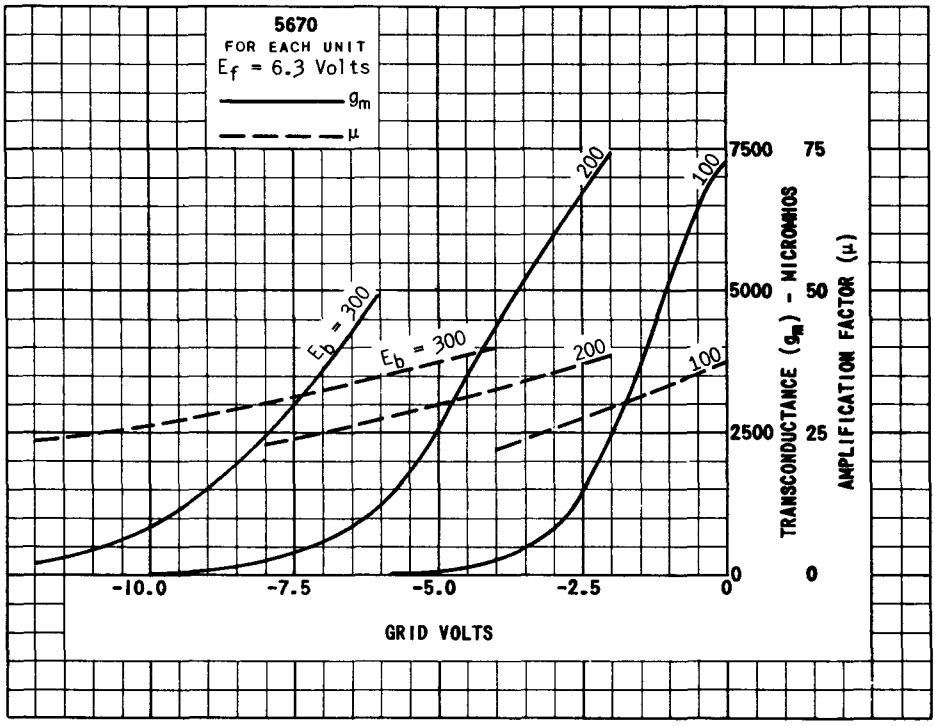

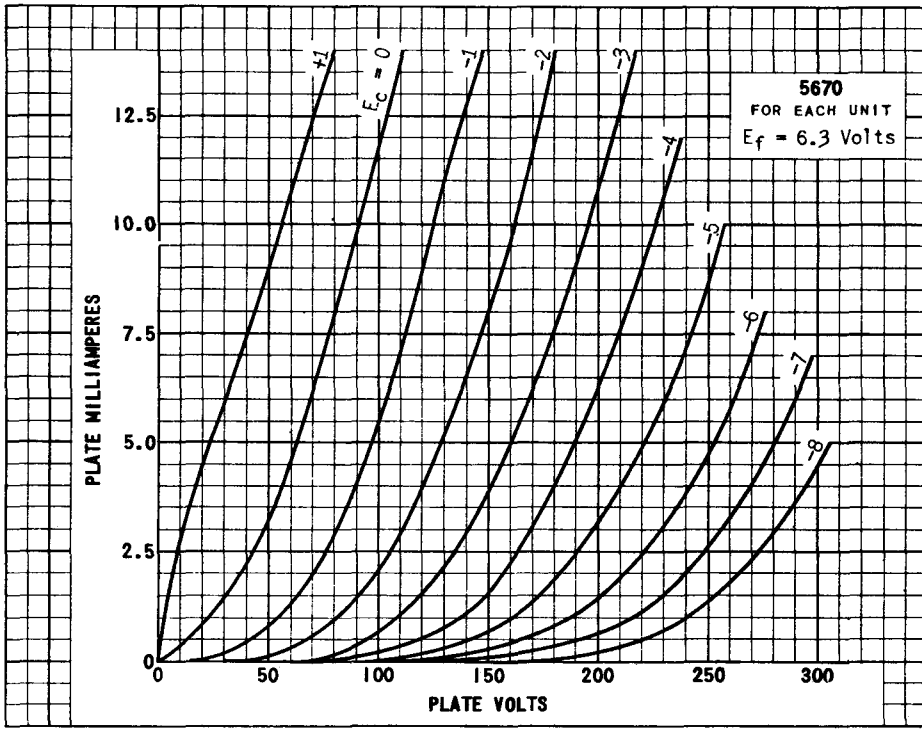

PRINTED IN U.S.A.