5/28AM
5/28PM
5/28QM

Ferranti

HIGH RESOLUTION DISPLAY TUBES

A 5 inch diameter Ultra High Resolution Display Tube with an optically flat face with ground internal and external surfaces.

FOCUS. ... ... Magnetic

DEFLECTION. ... ... Magnetic—Angle 60°

SCREEN.

	5/28AM	5/28PM	5/28QM
Phosphor Type	'A'	'P'	'Q'
Fluorescence	Green	Blue	Blue/Violet
Persistence	Ultra Short	Ultra Short	Killed

All types have fine particle size metal-backed screens.

For further details refer to the relevant phosphor characteristics at the front of this section of the handbook.

PHYSICAL DETAILS.

Base	B12A (Duodecal)
Anode Cap	CT8 Cavity Type (JEDEC Type J1-21)
Max. Overall Length	500 mm.
Max. Diameter	129 mm.
Nom. Neck Diameter	37 mm.
*Useful Screen Area Diameter... ...	110 mm. min.

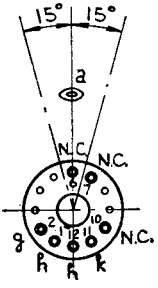

BASE CONNECTIONS.

Pin 1—Heater	Pin 7—Not Connected
Pin 2—Grid.	Pin 8—No Pin
Pin 3—No Pin.	Pin 9—No Pin.
Pin 4—No Pin.	Pin 10—Not Connected
Pin 5—No Pin.	Pin 11—Cathode.
Pin 6—Not Connected.	Pin 12—Heater.

Side contact—Anode.

HEATER.

Heater Voltage	6·3 V.
Heater Current...	0·3 A.

RATINGS.

Max. Anode Voltage	25 kV.
Nom. V_g for visual cut-off	Va/300
Max. $V_{h—k}$ (heater negative) ...	200 V.
Max. $V_{h—k}$ (heater positive) ...	200 V.
Max. $R_{g—k}$	1·5 M Ω

TYPICAL OPERATION.

Heater Voltage	6·3 V.
Anode Voltage	15 kV.
V_g for visual cut-off	—50 V.
†Screen Resolution	2000 lines per inch

CAPACITANCE.

$C_{k—all}$	<8pF.
$C_{g—all}$	<8pF.

X-RAY WARNING: When operated at an anode voltage in excess of 16 kV. shielding may be required to protect against harmful X-ray radiation which could cause possible injury from prolonged exposure.

*Minimum diameter of internal ground surface

†At screen centre, measured by shrinking raster method.

Tentative
Issue 2
Nov. 1961

Ferranti

FERRANTI LIMITED, GEM MILL, CHADDERTON, OLDHAM, LANCS.

5/28AM
5/28PM
5/28QM

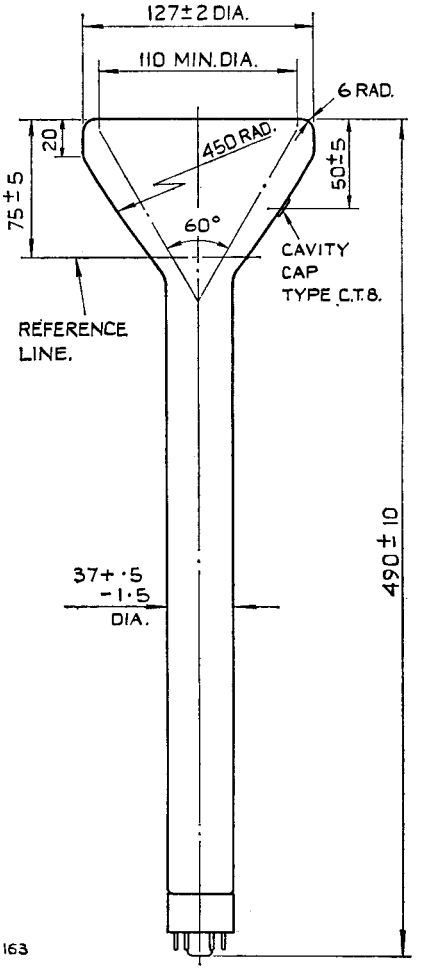

ALL DIMENSIONS IN MILLIMETERS
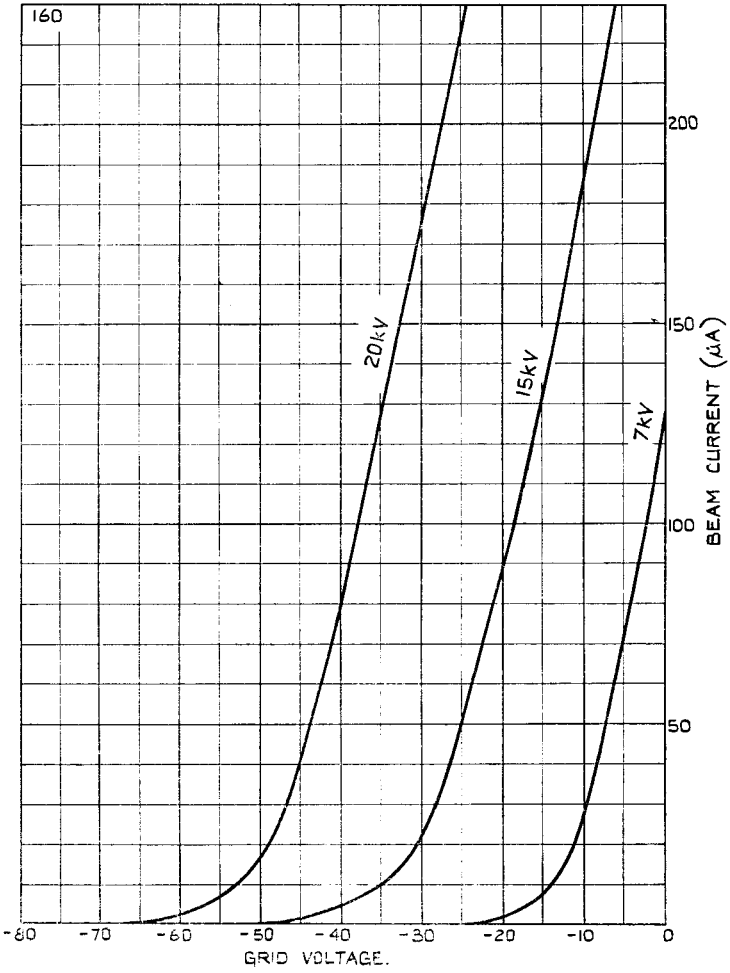
TYPICAL ANODE CURRENT/GRID VOLTAGE CHARACTERISTIC