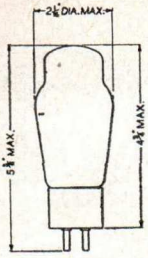

Obsolete Types

For Reference Only

TYPES **47, 47E**
(U.X. BASE)
POWER PENTODES

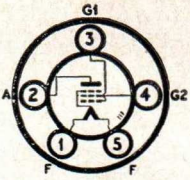

CHARACTERISTICS

Filament Voltage	2.5 volts	Control Grid (G1) Voltage	−16.5 volts
Filament Current	1.75 amp.	Cathode Bias Resistor	450 ohms
Anode Voltage	250 volts	Anode Impedance	60,000 ohms
Anode Current	31 mA	Mutual Conductance	2.5 mA/V
Screen (G2) Voltage	250 volts	Optimum Load	7,000 ohms
Screen Current	6 mA	Power Output	2.7 watts

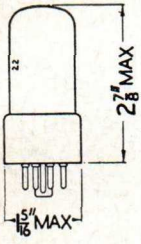

Replacement Type

TYPE **50L6GT**
(OCTAL BASE)

OUTPUT BEAM TETRODE

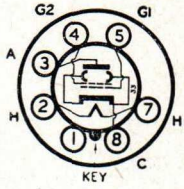

CHARACTERISTICS

Heater Voltage	50 volts	Control Grid (G1) Voltage	−7.5 volts
Heater Current	0.15 amp.	Cathode Bias Resistor	150 ohms
Anode Voltage	110 volts	Anode Impedance	10,000 ohms
Anode Current	49 mA	Mutual Conductance	9.0 mA/V
Screen (G2) Voltage	110 volts	Optimum Load	1,500 ohms
Screen Current	4.0 mA	Power Output	2.1 watts

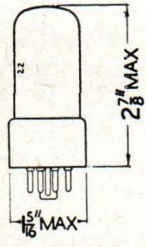

Obsolete Type

For Reference Only

TYPE **70L7GT**
(OCTAL BASE)
TETRODE-RECTIFIER

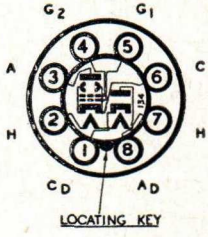

CHARACTERISTICS

Heater Voltage	70 volts	Screen (G2) Voltage	110 volts
Heater Current	0.15 amp.	Screen Current	3.0 mA
RECTIFIER SECTION		Control Grid (G1) Voltage	−7.5 volts
R.M.S. Input	125 volts max.	Cathode Bias Resistor	175 ohms
Rectified Current	70 mA max.	Anode Impedance	15,000 ohms
PENTODE SECTION		Mutual Conductance	7.5 mA/V
Anode Voltage	110 volts	Optimum Load	2,000 ohms
Anode Current	40 mA	Power Output	1.8 watts