—Standard Valves—

4264-A VALVE

TRIODE.

SPECIFICATION.

Cathode.

Oxide coated filament.
Constant current type.

Base.

American tapered small 4-pin.

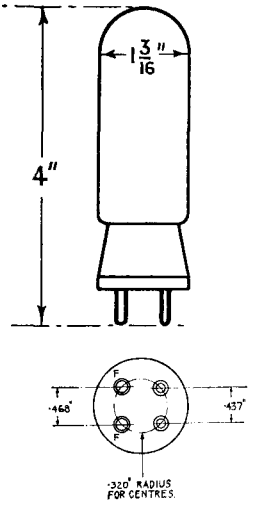

Dimensions.

Overall length	4″ (10·2 cms.)
Bulb diameter	1 $\frac{3}{16}$″ (3·0 cms.)
Net weight	0·07 lbs. (30 gms.)

Constants.

Filament current	0·3 amp.
Nominal filament voltage	1·5 volts
*Impedance	12,900 ohms
*Amplification factor	7·0
*Mutual conductance	0·54 mA. per volt
Grid–anode capacity	5·3 $\mu\mu$F.
Anode–filament capacity	2·2 $\mu\mu$F.
Grid–filament capacity	3·5 $\mu\mu$F.

* *at anode current of* 2·0 *mA.*

LIMITING CONDITIONS FOR SAFE OPERATION.

Maximum direct anode voltage	100 volts
Maximum direct anode current	2·8 mA.

—Standard Valves—

TYPICAL OPERATING CONDITIONS.

Anode voltage	Grid bias	Anode current	Amplification factor	Anode resistance	Load resistance	Power output	Voltage output	Second harmonic
volts	volts	mA.		ohms	R	mW.	peak volts	db
60	—2·0	2·35	7·3	11,700	R=rp	2·4	—	38
					R=2rp	2·1	—	44
					R=5rp	—	12	51
90	—7·0	1·90	7·2	12,800	R=rp	25	—	24
					R=2rp	23	—	31
					R=5rp	—	41	39
100	—8·0	2·10	7·2	12,400	R=rp	33	—	24
					R=2rp	30	—	31
					R=5rp	—	48	39
90	—5·5	2·80	7·2	11,300	R=rp	18	—	30
					R=2rp	16	—	36
					R=5rp	—	33	44
100	—7·0	2·70	7·2	11,400	R=rp	28	—	28
					R=2rp	25	—	34
					R=5rp	—	42	42

PRINTED IN
ENGLAND

—Standard Valves—

These curves are taken with direct filament heating, grid and anode voltages being referred to the negative end of the filament.

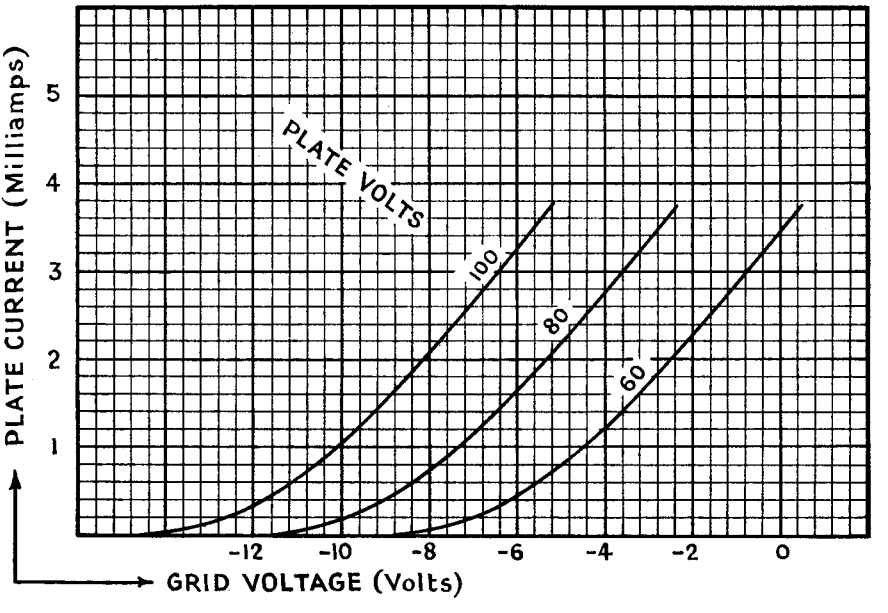

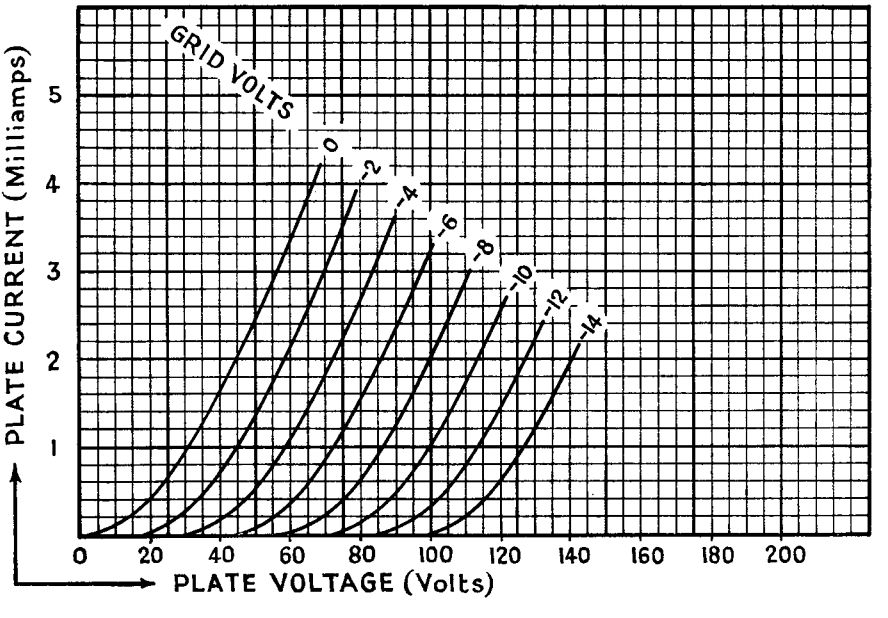

PRINTED IN
ENGLAND