SYLVANIA

engineering data service 408A

MECHANICAL DATA

Bulb	T-5 ½
Base	E7-1, Miniature Button 7-Pin
Basing	7BD
Cathode	Coated Unipotential
Mounting Position	Any

ELECTRICAL DATA

HEATER CHARACTERISTICS

Heater Voltage	20.0 Volts
Heater Current	50.0 Ma

DIRECT INTERELECTRODE CAPACITANCES (Shielded)[1]

Grid to Plate	0.01 μμf
Input	3.9 μμf
Output	2.85 μμf

RATINGS (Absolute Maximum Values)

Plate Voltage	180 Volts
Plate Dissipation	1.7 Watts
Grid No. 2 Supply Voltage	180 Volts
Grid No. 2 Voltage	See Rating Chart
Grid No. 2 Dissipation	0.5 Watt
Positive DC Grid No. 1 Voltage	0 Volt
Heater-Cathode Voltage	75 Volts
Cathode Current	18 Ma

TYPICAL OPERATION

Class A_1 Amplifier

Plate Voltage	120 Volts
Grid No. 2 Voltage	120 Volts
Cathode Bias Resistor[2]	200 Ohms
Plate Current	7.0 Ma
Grid No. 2 Current	2.2 Ma
Transconductance	5000 μmhos
Plate Resistance (approx.)	0.34 Megohm
Grid No. 1 Voltage for Ib = 200 μa Max.	-10.0 Volts

NOTES:

1. *Shield No. 316 connected to cathode.*
2. *Fixed bias operation is not recommended.*

QUICK REFERENCE DATA

The Sylvania Type 408A is a miniature, sharp-cutoff rf pentode, designed for reliable service under conditions encountered in communication applications.

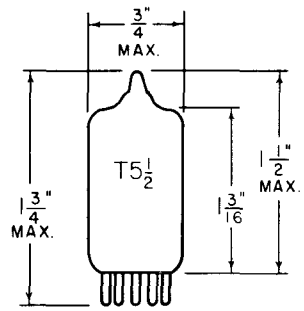

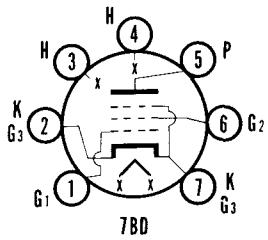

SYLVANIA ELECTRIC PRODUCTS INC.

RADIO TUBE DIVISION
EMPORIUM, PA.

Prepared and Released By The
TECHNICAL PUBLICATIONS SECTION
EMPORIUM, PENNSYLVANIA
JULY, 1957

AVERAGE PLATE CHARACTERISTICS

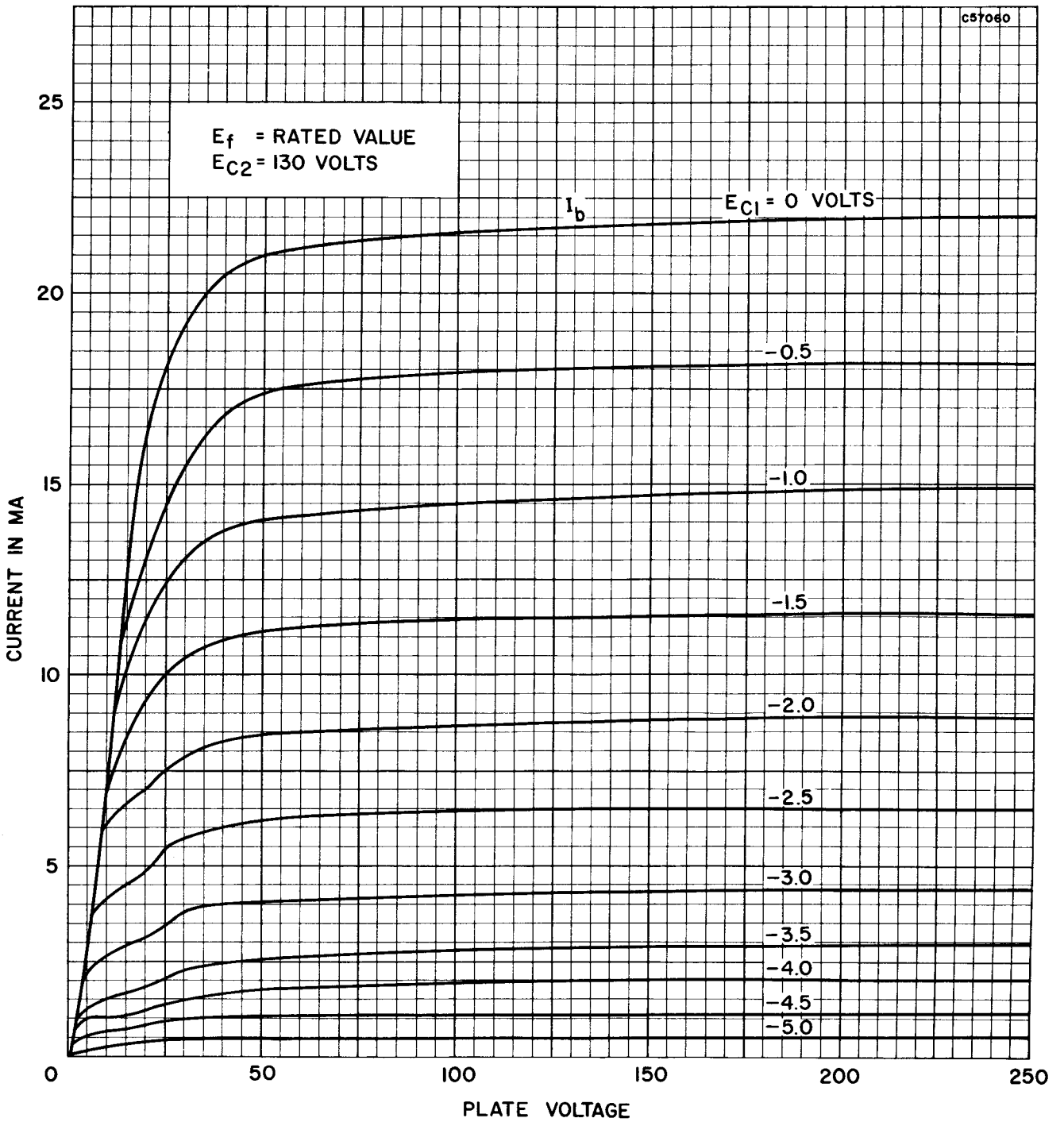
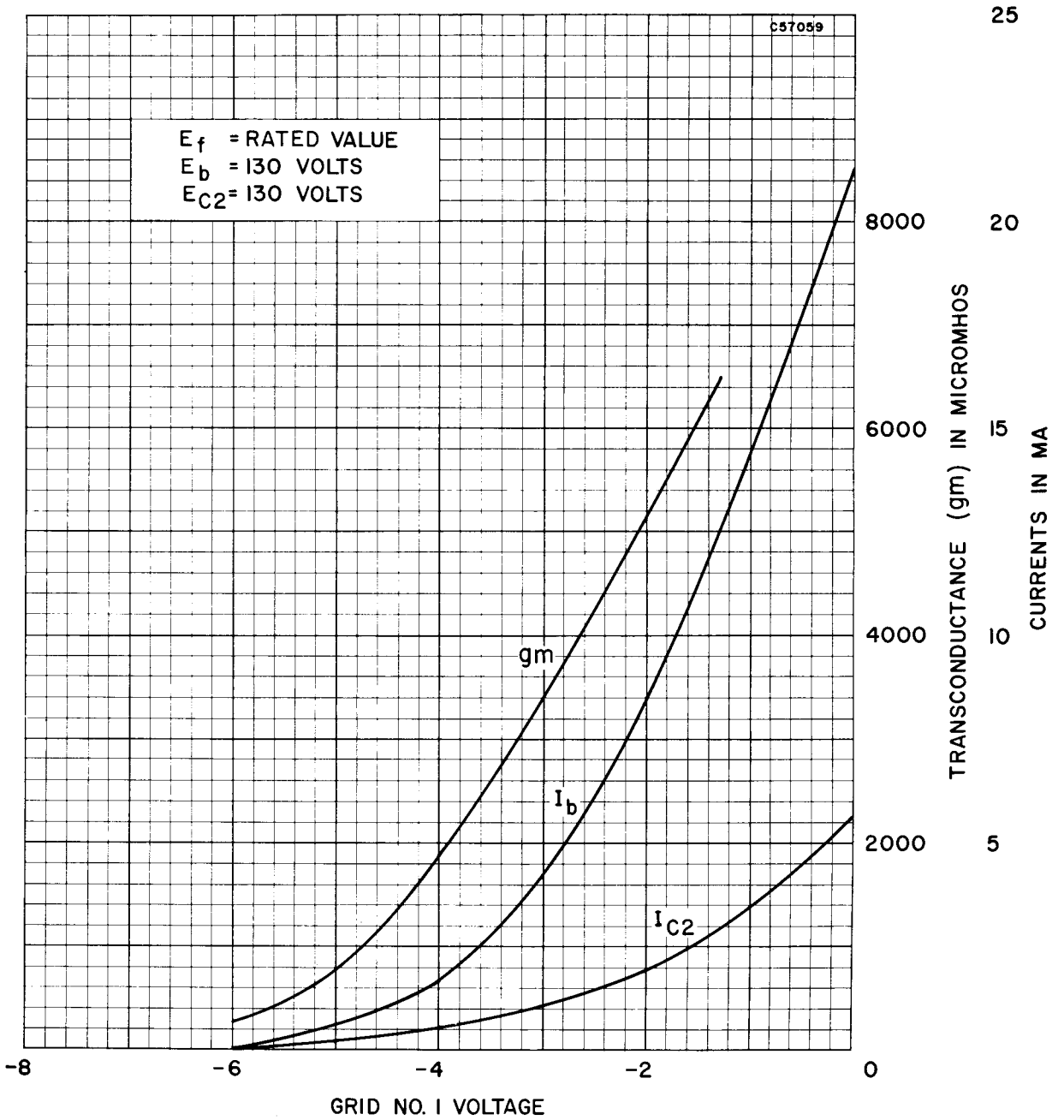
AVERAGE TRANSFER CHARACTERISTICS