MECHANICAL DATA

Bulb	T-5½
Base	E7-1, Miniature Button, 7-Pin
Basing	7BA
Cathode	Coated Filament
Mounting Position	Any

ELECTRICAL DATA

FILAMENT CHARACTERISTICS

Filament Voltage	Series	Parallel	
Battery Operation	3.2	1.6 Volts	Abs. Max.
AC/DC Line Operation (Design Center)	2.6	1.3 Volts	Max.
Filament Voltage (DC)	2.8	1.4 Volts	
Filament Current	50	100 Ma	

DIRECT INTERELECTRODE CAPACITANCES (Unshielded)

Control Grid to Plate	0.20 μμf	Max.
Input	5.5 μμf	
Output	3.8 μμf	

RATINGS (Design Center Values)

	Series Filament	Parallel Filament	
Plate Voltage	90	90 Volts	Max.
Screen Voltage	90	90 Volts	Max.
Cathode Current[1] (Zero Signal)	6	12 Ma	Max.

CHARACTERISTICS AND TYPICAL OPERATION

Class A_1 Amplifier	Series Filament	Parallel Filament	
Plate Voltage	90	85	90 Volts
Screen Voltage	90	85	90 Volts
Negative Grid Voltage	-4.5	-5	-4.5 Volts
Peak Signal Voltage	4.5	5	4.5 Volts
Zero Signal Plate Current	7.7	6.9	9.5 Ma
Zero Signal Screen Current	1.7	1.5	2.1 Ma
Transconductance	2000	1975	2150 μmhos
Load Resistance	10,000	10,000	10,000 Ohms
Total Harmonic Distortion	7	10	7 Percent
Maximum Signal Power Output	0.24	0.25	0.27 Watt

NOTE:

1. *When series filament connections are used a shunting resistor should be used across the negative filament section (pins 1 and 5) to limit cathode current to the value specified. If other tubes in a series filament string contribute to the filament current, another resistor should be connected between pins 1 and 7 to carry any excess current over the ratings.*

QUICK REFERENCE DATA

The Sylvania Type 3Q4 is a miniature power amplifier pentode designed for service in the output stage of portable equipment. The filament is center-tapped to permit operation from a 1.4 volt or 2.8 volt source. Except for basing, the Type 3Q4 is identical to the Type 3V4.

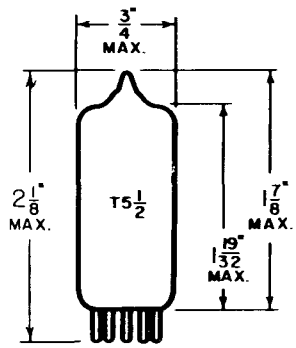

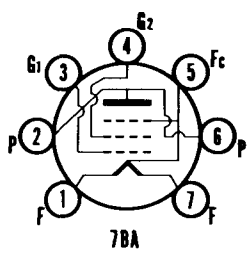

SYLVANIA ELECTRIC PRODUCTS INC.
RADIO TUBE DIVISION

Prepared and Released By The TECHNICAL PUBLICATIONS SECTION EMPORIUM, PENNSYLVANIA

MARCH 1954

SYLVANIA

3Q4

AVERAGE PLATE CHARACTERISTICS

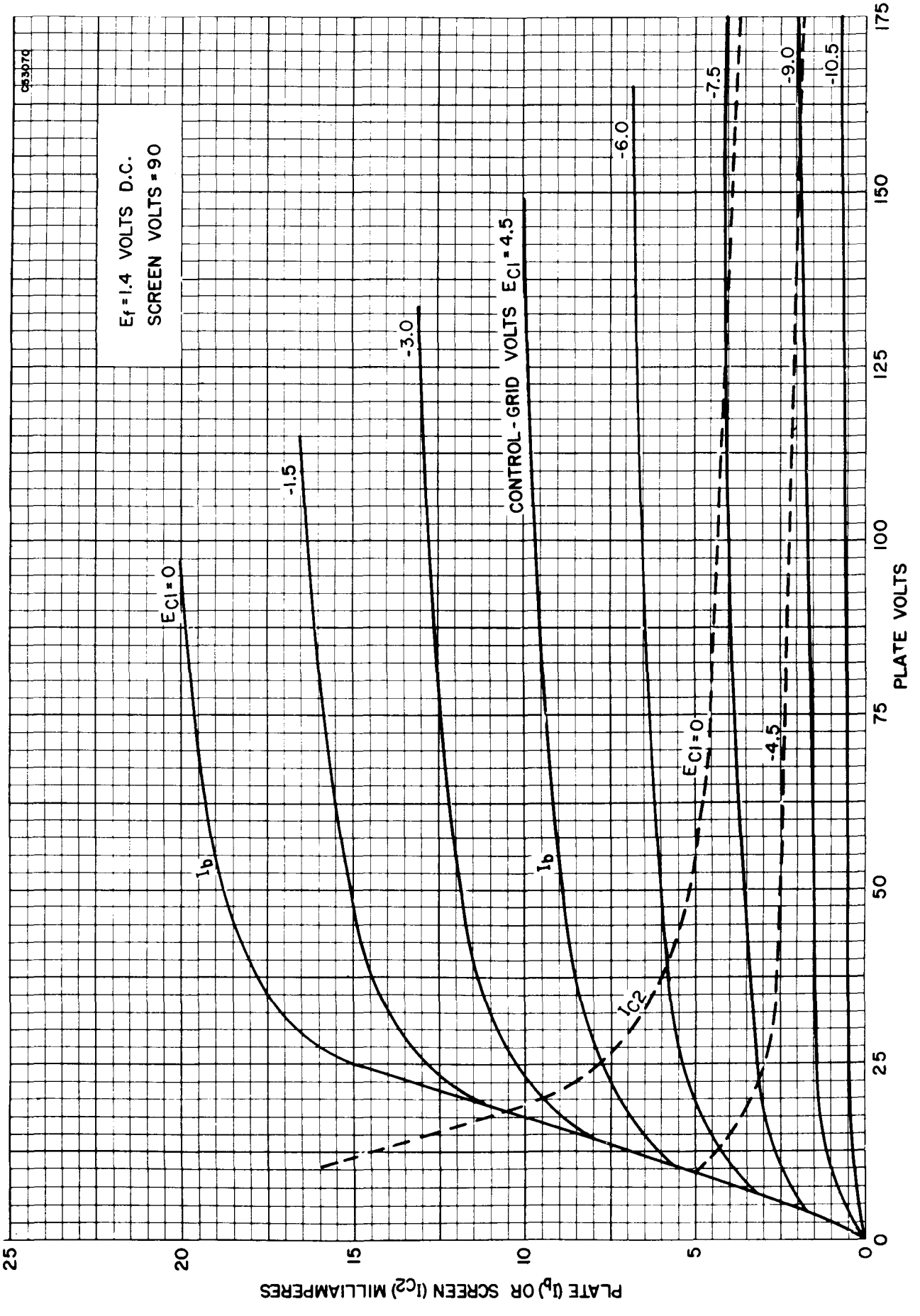
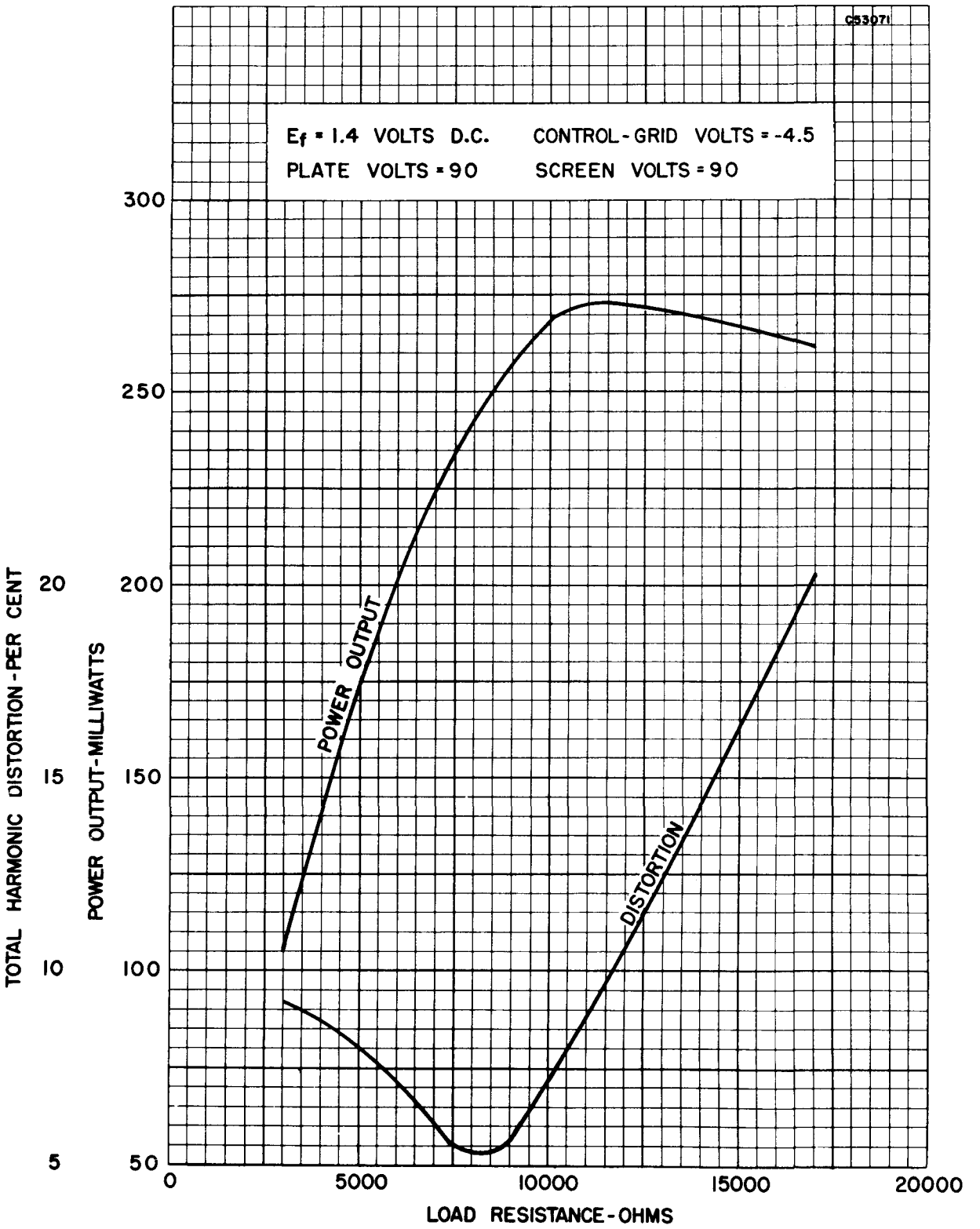
AVERAGE OPERATION CHARACTERISTICS