TUNG-SOL

DIODE

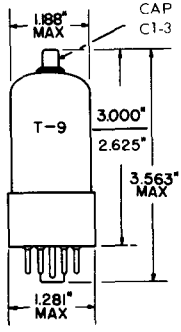

GLASS BULB
INTERMEDIATE SHELL
6 PIN OCTAL B6-8
OR
SHORT INTERMEDIATE SHELL
6 PIN OCTAL
WITH BARRIERS B6-40

HEATER

3.15 VOLTS 0.22 AMP.

ANY MOUNTING POSITION

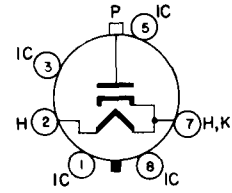

BOTTOM VIEW

BASING DIAGRAM
JEDEC 8EZ

THE 3AW3 IS A CATHODE TYPE DIODE DESIGNED FOR USE AS A HIGH VOLTAGE, HALF-WAVE RECTIFIER OF THE HIGH-VOLTAGE PULSES PRODUCED IN THE SCANNING SECTIONS OF TELEVISION RECEIVERS. ELECTRICALLY IT IS SIMILAR TO THE 3A3, BUT IT IS SHORTER IN LENGTH.

DIRECT INTERELECTRODE CAPACITANCES

WITHOUT EXTERNAL SHIELD.

PLATE TO HEATER CATHODE & INTERNAL SHIELD (APPROX.)	1.5	pf

RATINGS

INTERPRETED ACCORDING TO DESIGN MAXIMUM SYSTEM

FLY BACK VOLTAGE RECTIFIER[B]

HEATER VOLTAGE[A]	3.15	VOLTS
MAXIMUM INVERSE PLATE VOLTAGE	30,000	VOLTS
MAXIMUM PEAK PLATE CURRENT	88	MA.
MAXIMUM AVERAGE PLATE CURRENT	1.7	MA.
MAXIMUM VOLTAGE PULSE DURATION	10	μSEC.

[A]THE HEATER VOLTAGE SHOULD NEVER FALL BELOW 2.65 VOLTS NOR RISE ABOVE 3.65 VOLTS.

[B]FOR OPERATION IN A 525-LINE, 30-FRAME SYSTEM AS DESCRIBED IN "STANDARDS OF GOOD ENGINEERING PRACTICE FOR TELEVISION BROADCAST STATIONS: FEDERAL COMMUNICATIONS COMMISSION", THE DUTY CYCLE OF THE VOLTAGE PULSE MUST NOT EXCEED 15% OF ONE SCANNING CYCLE.

→ INDICATES A CHANGE.

CONTINUED ON FOLLOWING PAGE

PRINTED IN U.S.A.

3AW3

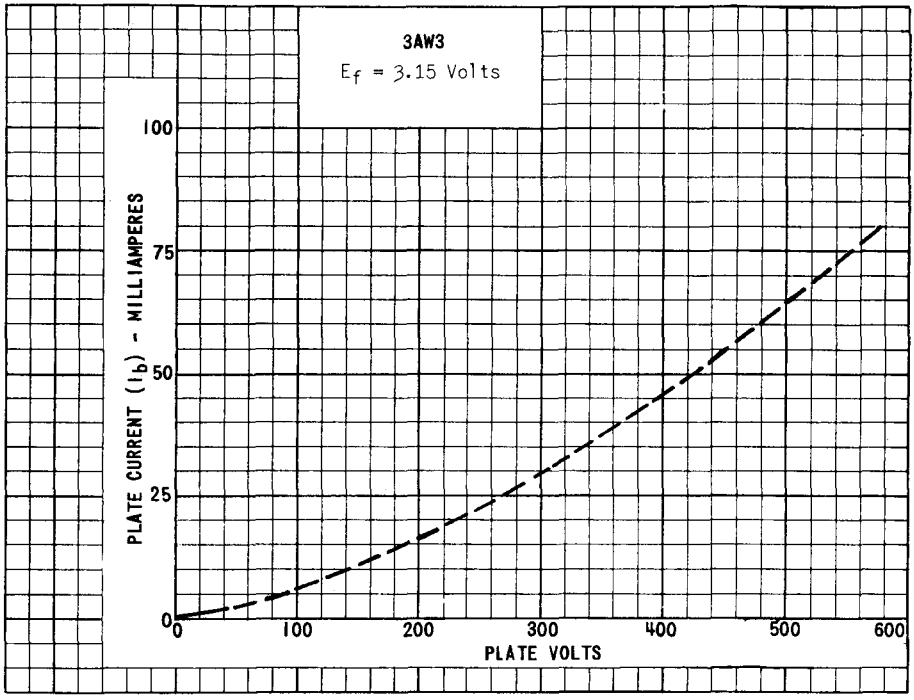
3AW3
Ef = 3.15 Volts
PLATE CURRENT (Ib) - MILLIAMPERES
100
75
50
25
0
0
100
200
300
400
500
600
PLATE VOLTS