TUNG-SOL

OUTLINE DRAWING
JEDEC 9-100

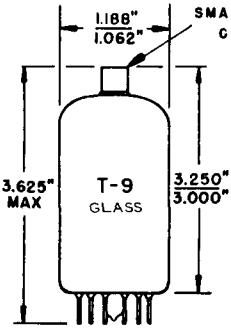

BASE 12 PIN BUTTON
JEDEC E12-70

DIODE

COMPACTRON

CATHODE TYPE DIODE
FOR
USE AS A HIGH VOLTAGE
HALF-WAVE RECTIFIER
IN T.V. RECEIVERS

ANY MOUNTING POSITION

BASING DIAGRAM
JEDEC 12FV ←

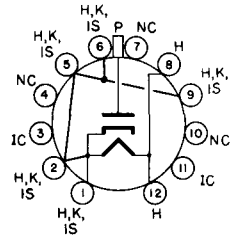

BOTTOM VIEW

THE 3AT2 IS A CATHODE TYPE DIODE IN THE T-9, 12 PIN, DOUBLE ENDED COMPACTRON CONSTRUCTION. IT IS DESIGNED FOR USE AS A HIGH VOLTAGE RECTIFIER IN THE FLY-BACK CIRCUITS OF TELEVISION RECEIVERS.

DIRECT INTERELECTRODE CAPACITANCES

WITHOUT EXTERNAL SHIELD

PLATE TO HEATER, CATHODE AND INTERNAL SHIELD	Approx. 1.5	pf

HEATER CHARACTERISTICS AND RATINGS

DESIGN MAXIMUM VALUES - SEE EIA STANDARD RS-239

AVERAGE CHARACTERISTICS	3.15 VOLTS	220	MA
LIMITS OF APPLIED VOLTAGE		3.15 ± 0.3	VOLTS

MAXIMUM RATINGS

DESIGN MAXIMUM VALUES - SEE EIA STANDARD RS-239

FLY-BACK VOLTAGE RECTIFIER

PEAK INVERSE PLATE VOLTAGE	30,000	VOLTS
PEAK PLATE CURRENT	88	MA
DC PLATE CURRENT	1.7	MA

→ INDICATES A CHANGE

3AT2

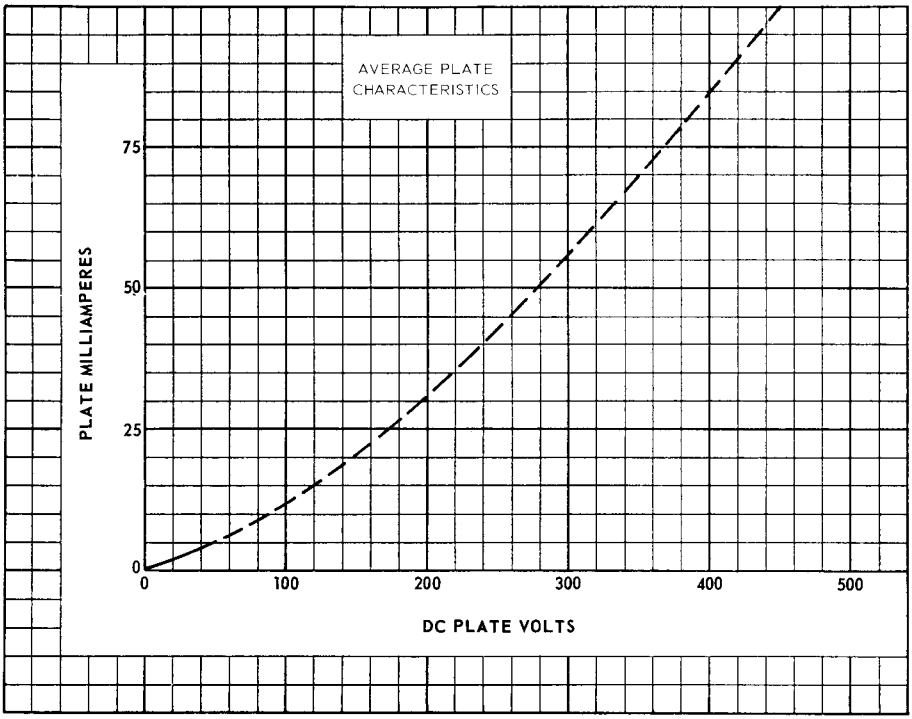
AVERAGE PLATE
CHARACTERISTICS
PLATE MILLIAMPERES
75
50
25
0
0
100
200
300
400
500
DC PLATE VOLTS