PHILIPS

Current regulators
Régulateurs de courant
Stromregler

329 340
19 . .

Type	I (A)	V (V)	Current tolerances from tube to tube / Tolérances de courant de tube à tube / Stromtoleranzen von Röhre zu Röhre			Max.dimensions in mm / Dimensions max. en mm / Max. Abmessungen in mm		
			V (V)	I_{min}	I_{max}	l	l'[1])	ø.
329	1,15	10-30	20	1,08 A	1,22 A	119	101	34
340	5,9	3-10	7	5,5 A	6,3 A	156	-	53
1904	0,1	30-80	60	96 mA	104 mA	100[2]) 110[3])	 92[3])	39
1905	1	2-6	4	960 mA	1,04 A	100	-	35
1908	0,8	5-15	5 7 15	740 mA 760 mA 770 mA	820 mA 860 mA 860 mA	107	89	35
1909 1909A	0,625	5-45	30	595 mA	655 mA	123	105	56
1910	1,4	5-15	5 8,5 15	1,3 A 1,35 A 1,35 A	- 1,5 A 1,5 A	110	92	35
1913	2	4-12	8	1,92 A	2,08 A	129	-	41
1918-01	0,1	4-10	7	97 mA	108 mA	67	-	21,5
1923	0,43	15-45	30	410 mA	450 mA	98	-	39
1926[4])	0,18	8-26	16	168 mA	192 mA	101	-	33
1927	0,18	40-120	80	172 mA	188 mA	138	120	40,5
1928	0,18	80-240	160	172 mA	188 mA	147	129	40,5
1941	0,3	80-200	140	289 mA	311 mA	162[5]) 154[6])	144[5]) -	53
1945[4])	0.275	80-120	100	263 mA	283 mA	115	-	38

[1])Length without pins; longueur sans broches
Länge ohne Stiften
[4])Resistance tube; tube de résistance; Widerstandsröhre

[2]) Swan
[3]) 3-p
[5]) A
[6]) Edison

PHILIPS

Current regulators
Régulateurs de courant
Stromregler

329 340
19 . .

Type	I (A)	V (V)	Current tolerances from tube to tube Tolérances de courant de tube à tube Stromtoleranzen von Röhre zu Röhre			Max.dimensions in mm Dimensions max. en mm Max. Abmessungen in mm		
			V (V)	I_{min}	I_{max}	l	l'[1]	ø
329	1,15	10-30	20	1,08 A	1,22 A	119	101	34
340	5,9	3-10	7	5,5 A	6,3 A	156	-	53
1904	0,1	30-80	60	96 mA	104 mA	100[2] 110[3]	- 92[3]	39
1905	1	2-6	4	960 mA	1,04 A	100	-	35
1908	0,8	5-15	5 7 15	740 mA 760 mA 770 mA	820 mA 860 mA 860 mA	107	89	35
1909 1909A	0,635	5-45	30	605 mA	665 mA	123	105	56
1910	1,4	5-15	5 8,5 15	1,3 A 1,35 A 1,35 A	- 1,5 A 1,5 A	110	92	35
1913	2	4-12	8	1,92 A	2,08 A	129	-	41
1918-01	0,1	4-10	7	97 mA	108 mA	67	-	21,5
1923	0,43	15-45	30	410 mA	450 mA	98	-	39
1926[4]	0,18	8-26	16	168 mA	192 mA	101	-	33
1927	0,18	40-120	80	172 mA	188 mA	138	120	40,5
1928	0,18	80-240	160	172 mA	188 mA	147	129	40,5
1941	0,3	80-200	140	289 mA	311 mA	162[5] 154[6]	144[5] -	53
1945[4]	0,275	80-120	100	263 mA	283 mA	115	-	38

1) Length without pins; longueur sans broches; Länge ohne Stiften
2) Swan
3) 3-p
4) Resistance tube; tube de résistance; Widerstandsröhre
5) A
6) Edison

PHILIPS

329 340
19 . .

Current regulators
Régulateurs de courant
Stromregler

	329	1904 1908 1909 1910	1909A	1927 1928 1941
	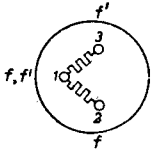	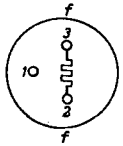	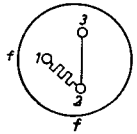	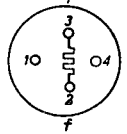
Base, Culot, Sockel :	3-p.	3-p	3-p	A
Socket, Support, Fassung:	40465	40465	40465	40465

	1926 1945	340 1905 1913 1923 1941	1918-01	1904
	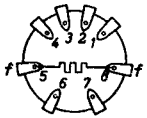			
Base, Culot, Sockel:	P.	EDISON	EDISON MIGNON	S.B.C.

329 340
19 . .

PHILIPS

Current regulators
Régulateurs de courant
Stromregler

	329	1904 1908 1909 1910	1909A	1927 1928 1941
	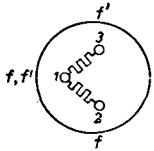	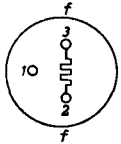	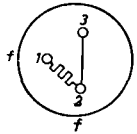	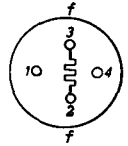
Base, Culot, Sockel :	3-p.	3-p	3-p	A
Socket, Support, Fassung:	40465	40465	40465	40465

	1926 1945	340 1905 1913 1923 1941	1918-01	1904
				
Base, Culot, Sockel:	P	EDISON	EDISON MIGNON	S.B.C.

PHILIPS

Electronic Tube HANDBOOK

1904 1905 1908 1909 1909A 1910 1913 1918-01
1923 1926 1927 1928 1941 1945 329 340

page	sheet	date
1	1	1955.07.07
2	1	1960.11.11
3	2	1955.07.07
4	2	1960.11.11
5	FP	1999.09.18