MECHANICAL DATA

Bulb	T-5½
Base	E7-1, Miniature Button 7-Pin
Outline	5-2
Basing	7BN
Cathode	Coated Unipotential
Mounting Position	Any

ELECTRICAL DATA

HEATER CHARACTERISTICS

Heater Voltage	6.3 Volts
Heater Current	600 Ma
Heater-Cathode Voltage	
Heater Positive with Respect to Cathode	25 Volts Max.
Heater Negative with Respect to Cathode	100 Volts Max.

DIRECT INTERELECTRODE CAPACITANCES

Grid No. 1 to Plate	0.026 $\mu\mu f$
Grid No. 1 to (k + Shield Grid)	2.4 $\mu\mu f$

RATINGS (Absolute Values)

Peak Forward Plate Voltage	650 Volts Max.
Peak Inverse Plate Voltage	1300 Volts Max.
Cathode Current	
Peak	500 Ma Max.
Average	100 Ma Max.
Surge (0.1 Sec. Max. Duration)	10 Amperes Max.
Averaging Time	30 Sec. Max.
Negative Grid No. 1 Voltage (Control Grid)	
Before Conduction	100 Volts Max.
During Conducton	10 Volts Max.
Positive Grid No. 1 Current	
Plate Positive	10 Ma Max.
Plate Negative	10 Ma Max.
Negative Grid No. 2 Voltage (Shield Grid)	
Before Conduction	100 Volts Max.
During Conduction	10 Volts Max.
Positive Grid No. 2 Current (Shield Grid)	
Plate Positive	10 Ma Max.
Plate Negative	10 Ma Max.
Ambient Temperature Limits	-75 to +90° C Max.

CHARACTERISTICS

Cathode Heating Time, Min.	10 Sec.
Deionization Time, Approx.[1]	
E_{c1} = -100 Volts DC	35 μsec.
E_{c1} = -11 Volts DC	75 μsec.
Ionization Time, Approx.	0.5 μsec.
Plate Voltage Drop	8 Volts
Critical Grid No. 1 Current, Max.	
E_{bb} = 460 Volts RMS	0.5 μa

NOTE:

1. *E_{bb} = 125 Volts DC, I_b = 100 Ma DC, and R_g = 1000 Ohms.*

QUICK REFERENCE DATA

The Sylvania Type 2D21 is a miniature four element thyratron with negative control characteristics designed for use in relay applications. The 2D21 features a high control ratio essentially independent of temperature over a wide range, low grid to plate capacitance and low grid current.

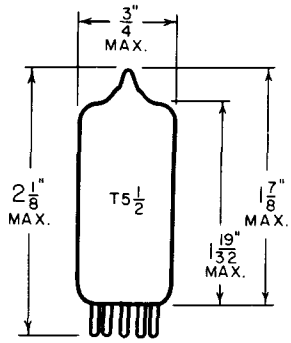

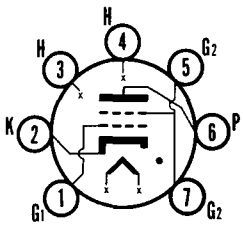

SYLVANIA ELECTRIC PRODUCTS INC.

RADIO TUBE DIVISION
EMPORIUM, PA.

Prepared and Released By The TECHNICAL PUBLICATIONS SECTION EMPORIUM, PENNSYLVANIA

NOVEMBER 1954

AVERAGE CONTROL CHARACTERISTICS

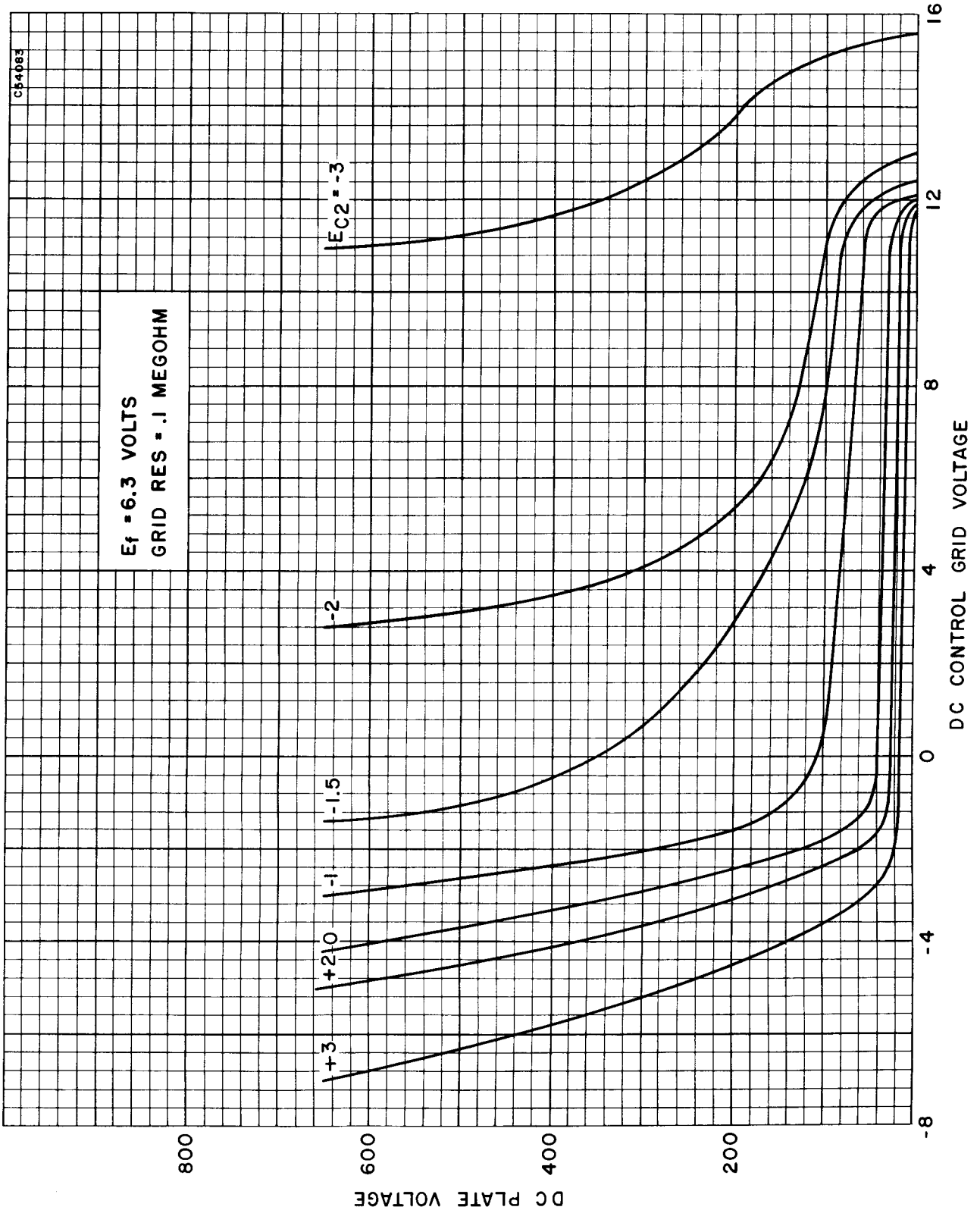

AVERAGE GRID CHARACTERISTICS
DURING ANODE CONDUCTION

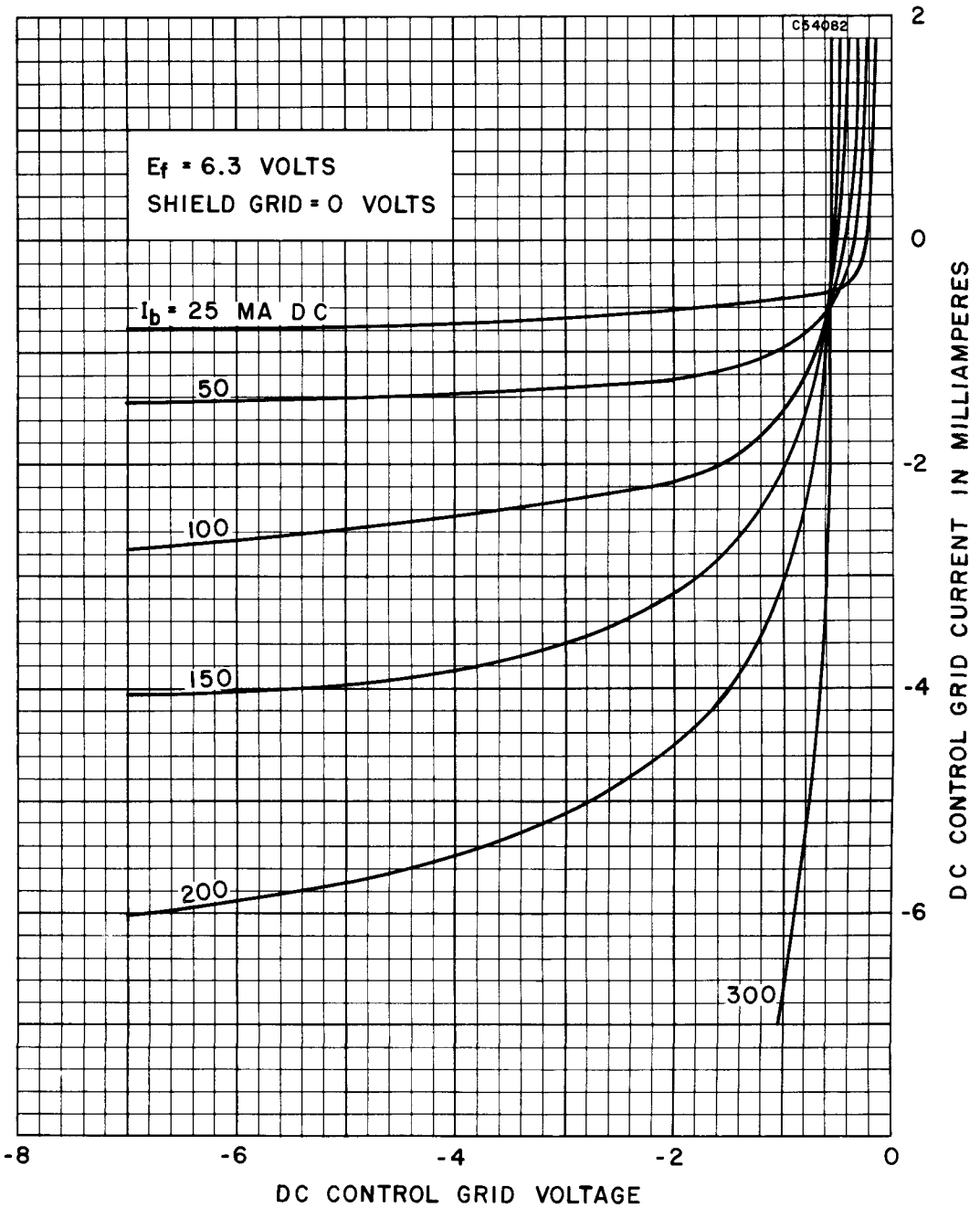

OPERATIONAL RANGE OF CRITICAL GRID VOLTAGE

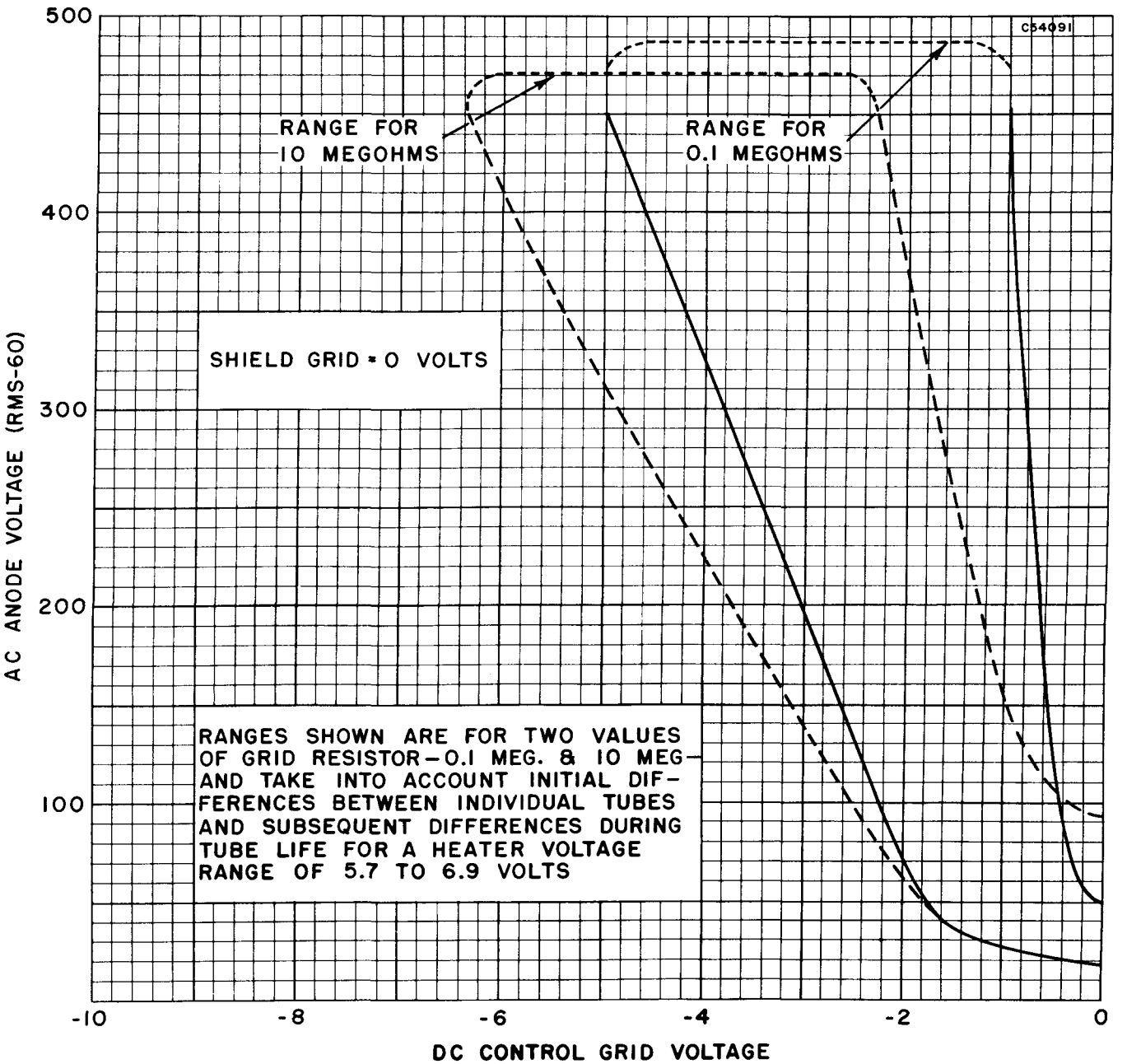
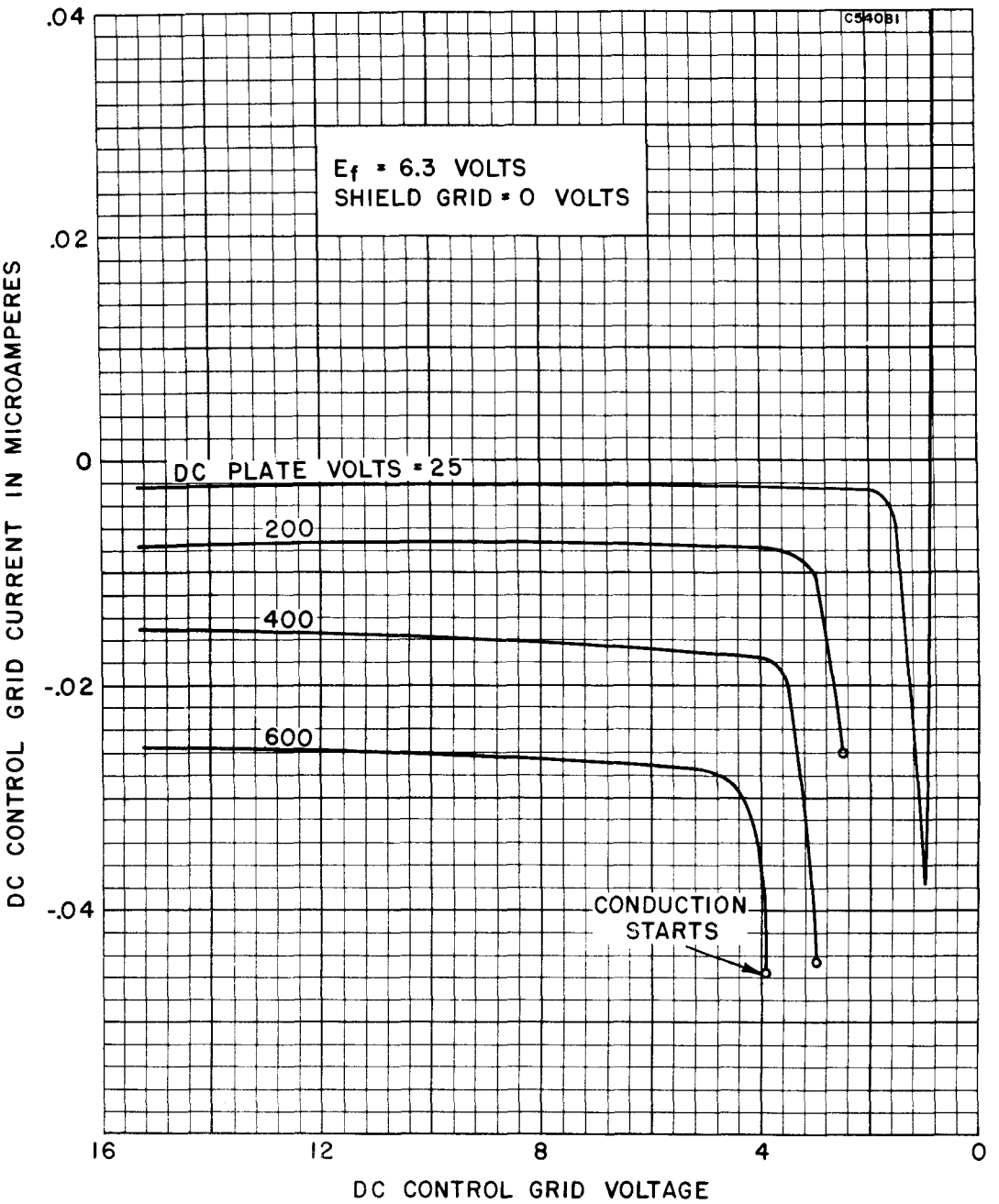
AVERAGE GRID CHARACTERISTICS
BEFORE ANODE CONDUCTION