Vacuum tube 2A3EH gold is a triode with coated filament in the glass bulb, designed to amplify low frequency power in radio engineering devices.

Pin arrangement

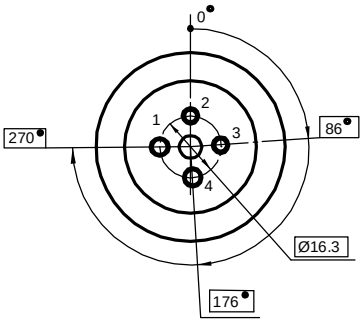

Electrode -to - lead connection diagram

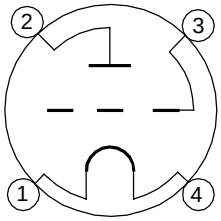

Dimensions

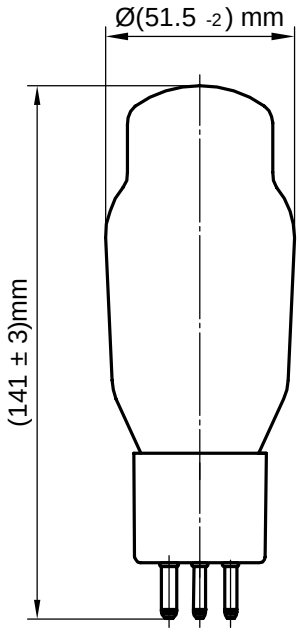

Lead designation	Name of electrode
1, 4	Cathode
2	Plate
3	Grid

Electrical parameters

Parameters, conditions and units	Nominal	
	min	max
Heater current, A	2.3	2.8
Grid reverse current, µA , (at: filament voltage 2.5 V, plate voltage 250 V, grid voltage minus 44 V, resistance in grid circuit 0.51 M Ω)	—	1.0
Plate current, mA, (at: filament voltage 2.5 V, plate voltage 250 V, grid voltage minus 44 V)	40	80
Slope of characteristic, mA/V (at: filament voltage 2.5 V, plate voltage 250 V, grid voltage minus 44 V)	3.8	
Amplification factor (at: filament voltage 2.5 V, plate voltage 250 V, grid voltage minus 44 V)	3.6	4.6
Output power, W (at: filament voltage 2.5 V, plate voltage 250 V, grid voltage minus 44 V, plate circuit resistance 2.5 k Ω, grid alternating voltage, efficacious 31 V)	3.0	—
Grid blanking voltage, V (at: filament voltage 2.5 V, plate voltage 250 V)		126

Limiting Values

Parameters, units	Nominal	
	min	max
Filament voltage, V	2.25	2.75
Plate voltage, V	—	360
Cathode current, mA	—	100
Power dissipation at the plate of each triode, W	—	17.5
Grid voltage, negative, V	—	150
Grid circuit resistance , M Ω fixed bias self - bias	 — —	 0.51 1.0
Temperature at the most heated part of the envelope, K°	—	473

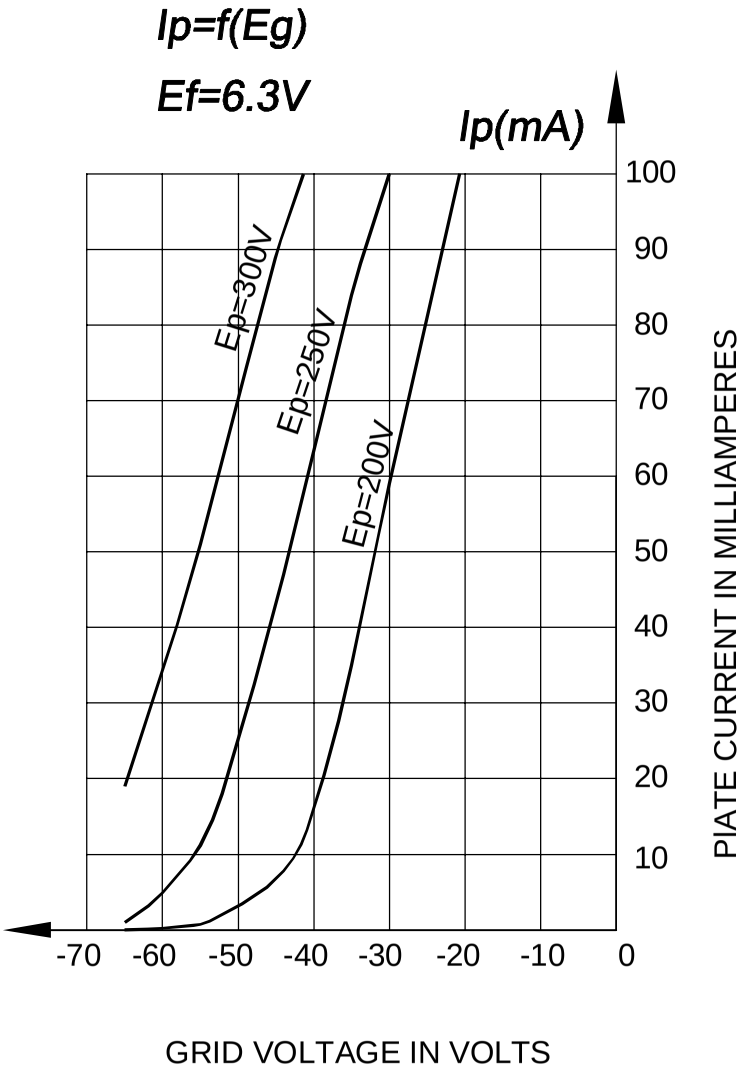
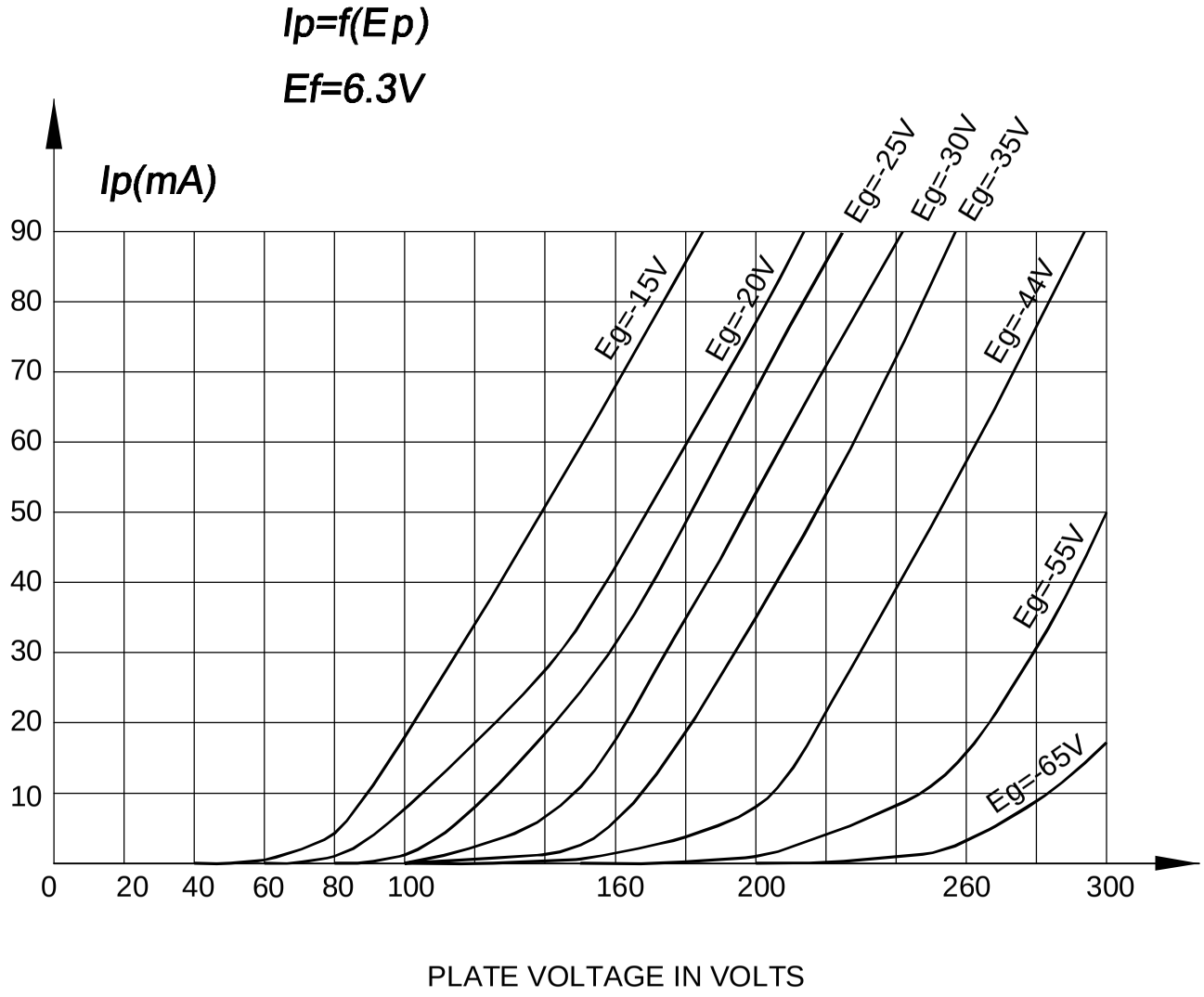
PIATE CURRENT IN MILLIAMPERES