25Z5
25Z6G
27

Obsolete Type

For Reference Only

TYPE **25Z5**

(U.X. BASE)

A.C./D.C. RECTIFIER

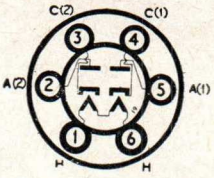

CHARACTERISTICS

Heater Voltage ...		25 volts
Heater Current ...		0.3 amp.
	VOLTAGE DOUBLER	HALF-WAVE
R.M.S. Input per Anode ...	117	235 volts max.
Rectified Current ...	75	150 mA max.
Supply Impedance per Anode ...	0	100 ohms min

Type 25Z5 when used in half-wave circuits may be replaced by type 1D6.

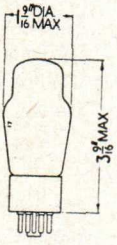

Obsolete Type

For Reference Only

TYPE **25Z6G**

(OCTAL BASE)

A.C./D.C. RECTIFIER

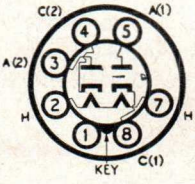

CHARACTERISTICS

Heater Voltage ...		25 volts
Heater Current ...		0.3 amp.
	VOLTAGE DOUBLER	HALF-WAVE
R.M.S. Input per Anode ...	117	235 volts max.
Rectified Current ...	75	150 mA max.
Supply Impedance per Anode ...	0	100 ohms min.

Type 25Z6G when used in half-wave circuits may be replaced by type 25Z4G

Obsolete Type

For Reference Only

TYPE **27**

(U.X. BASE)

GENERAL PURPOSE TRIODE

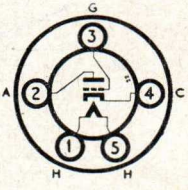

CHARACTERISTICS

Heater Voltage ...		2.5	volts
Heater Current ...		1.75	amp.
Anode Voltage ...	90	250	volts
Anode Current ...	2.7	5.2	mA
Grid Voltage ...	–6	–21	volts
Cathode Bias Resistor ...	2,200	4,000	ohms
Anode Impedance ...	11,000	9,000	ohms
Mutual Conductance ...	0.8	1.0	mA/V
Amplification Factor ...	9	9	