RAYTHEON

25L6
25L6G

TETRODE
POWER AMPLIFIER
Heater Type
Metal Bulb-25L6 Glass Bulb-25L6G

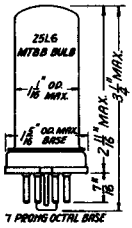

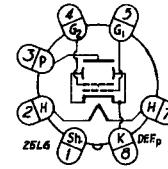

BOTTOM VIEW OF SOCKET
25L6G-NO CONNECTION
TO # 1 PIN

The 25L6 is a tetrode type power amplifier tube designed for service in the output stage of a-c - d-c receivers.

RATINGS

Heater Voltage (a-c or d-c)	25	volts
Heater Current	0.3	amp
Maximum Plate Voltage	110	volts
Maximum Screen Voltage	110	volts

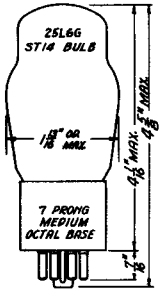

AMPLIFIER - CLASS A

Plate Voltage	110	110	volts
Screen Voltage	110	110	volts
Grid Bias*	-7.5	-7.5	volts
Signal Peak Voltage	7.5	7.5	volts
Amplification Factor	82	82	
Plate Resistance (approx.)	10000	10000	ohms
Transconductance	8200	8200	µmhos
No-Signal Plate Current	49	49	ma
Max.-Signal Plate Current	54	50	ma
No-Signal Screen Current	4	4	ma
Max.-Signal Screen Current	9	11	ma
Load Resistance	1500	2000	ohms
Total Harmonic Distortion	11	10	percent
Second Harmonic Distortion	10	3.5	percent
Third Harmonic Distortion	4	8.5	percent
Power Output	2.1	2.2	watts

The voltage between heater and cathode should not exceed 90 volts, as measured between the negative end of the heater and the cathode.
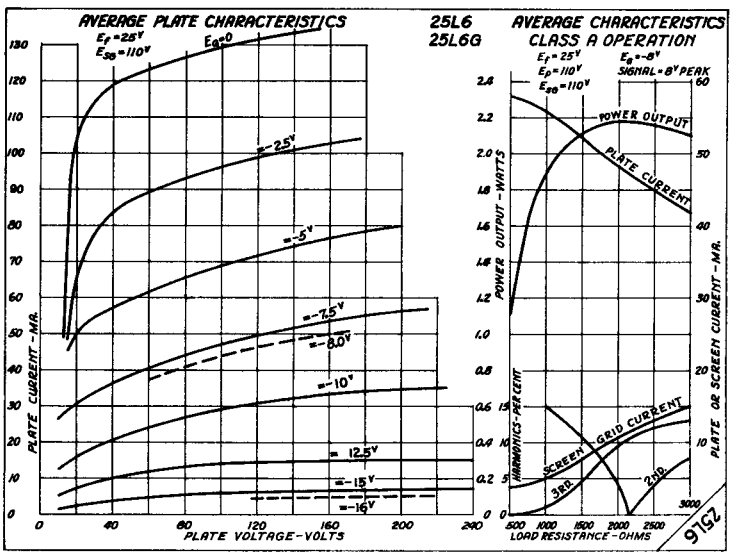
*Transformer or impedance input systems are recommended. If resistance coupling is used, the d-c resistance in the grid circuit should not exceed 0.5 megohm with self-bias, or 0.1 megohm with fixed-bias.