TUNG-SOL

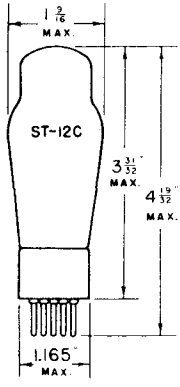

DYNAMIC COUPLED POWER AMPLIFIER

UNIPOTENTIAL CATHODES

HEATER
25 VOLTS 0.3 AMPERE
AC OR DC

GLASS BULB

SMALL 6 PIN BASE

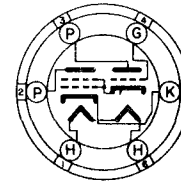

6Da

BOTTOM VIEW

THE TUNG-SOL 25B5 CONSISTS OF TWO DYNAMICALLY COUPLED TRIODES AND IS DESIGNED FOR SERVICE IN THE POWER OUTPUT STAGE OF AC-DC RECEIVERS. ALL NECESSARY BIASES ARE SUPPLIED INTERNALLY. IT RATINGS AND CHARACTERISTICS ARE IDENTICAL WITH THOSE OF THE 25N6G.

OPERATING CONDITIONS AND CHARACTERISTICS

CLASS A1 AMPLIFIER

OUTPUT PLATE (2) VOLTAGE	110	180 MAX.	VOLTS
INPUT PLATE (3) VOLTAGE	110	100 P	VOLTS
INPUT GRID (4) VOLTAGE	0	0	VOLTS
GRID CIRCUIT RESISTANCE MAX.	1	1	MEGOHM
OUTPUT PLATE CURRENT	45	46	MA.
INPUT PLATE CURRENT	7	5.8	MA.
TRANSCONDUCTANCE	2200	2300	µMHOS
AMPLIFICATION FACTOR	25	35	
LOAD RESISTANCE	2000	4000	OHMS
SIGNAL VOLTAGE (RMS) S	21	21	VOLTS
TOTAL HARMONIC DISTORTION	9	9	PER CENT
POWER OUTPUT	2.0	3.8	WATTS

(2) BASE PIN #2 (3) BASE PIN #3 (4) BASE PIN #4

S FOR RATED POWER OUTPUT

P BOTH PLATES MAY BE OPERATED AT 180 VOLTS IF THE GRID IS BIASED TO -20 VOLTS. FIXED OR SELF BIAS MAY BE USED. FOR SELF BIAS THE CATHODE RESISTOR SHOULD BE 400 OHMS.

PRINTED IN U. S. A.

PLATE #61-2

JUNE 1 1939

COPYRIGHT 1939 BY TUNG-SOL LAMP WORKS INC. RADIO TUBE DIVISION NEWARK, NEW JERSEY, U. S. A.

25B5

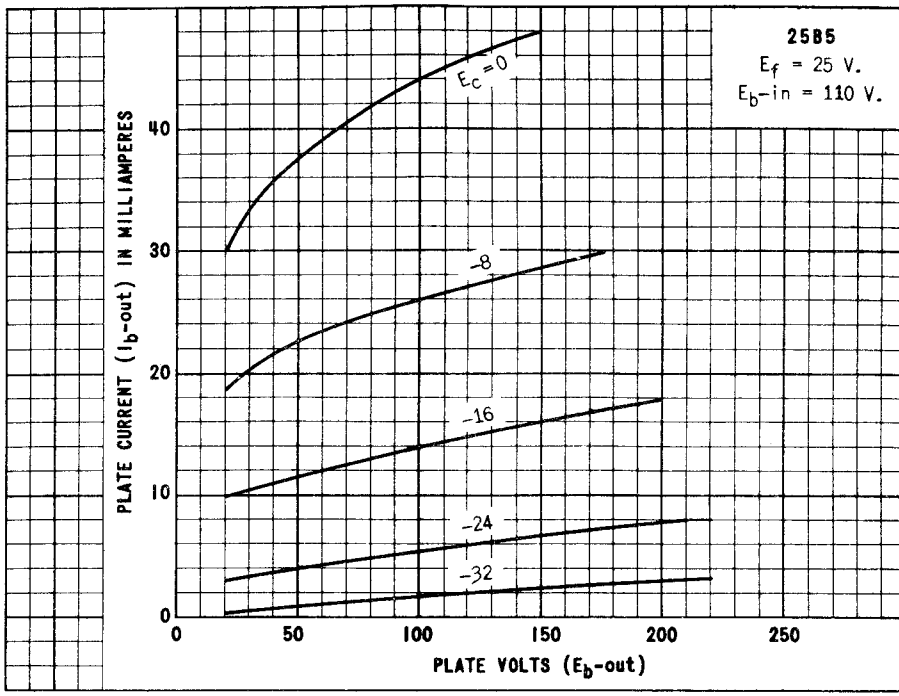

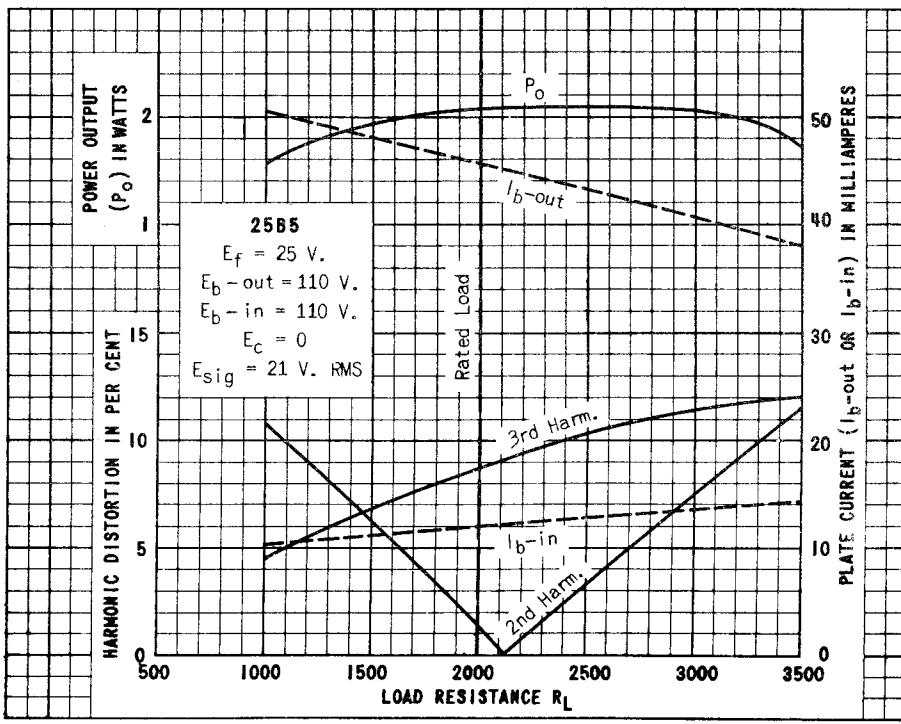

PLATE 462-1

COPYRIGHT 1939 BY TUNG-SOL LAMP WORKS INC. RADIO TUBE DIVISION NEWARK, NEW JERSEY, U. S. A.