6BH3

17BH3, 22BH3

DAMPER

Heater-Cathode Diode

Construction .....Novar T-9
Base .....Button 9 Pin, E9-75
Basing[1] 9HP
Outline 9-86
Maximum Diameter .....1.188 In.
Maximum Seated Height .....3.030 In.
Maximum Overall Height .....3.410 In.

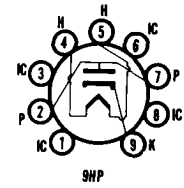

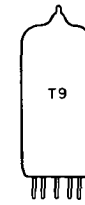

ELECTRICAL DATA

HEATER OPERATION

	22BH3	17BH3	6BH3
Heater Voltage	22.4	17	6.3 Volts
Heater Current	450	600	1600 Ma
Heater Warm-up Time	11	11	— Seconds
Maximum Heater-Cathode Voltage			
Heater Negative with Respect to Cathode			
DC			900 Volts
Total DC and Peak			5500 Volts
Heater Positive with Respect to Cathode			
DC			100 Volts
Total DC and Peak			300 Volts

DIRECT INTERELECTRODE CAPACITANCES (Unshielded)

Heater to Cathode	2.8 Pf
Plate to Cathode and Heater	6.5 Pf
Cathode to Plate and Heater	9.0 Pf

RATINGS (Design Maximum Rating System)
Damper Service

Peak Inverse Plate Voltage (Max.)[2]	5500 Volts
Plate Dissipation (Max.)	6.5 Watts
Steady State Peak Current (Max.)	1100 Ma
DC Plate Current (Max.)	180 Ma

NOTES:

(1) Pins 1, 3, 6, and 8 should not be used as tie points.
(2) For operation in a 525 line, 30 frame system as described in "Standards of Good Engineering Practice for Television Broadcast Stations; Federal Communications Commission," the duty cycle of the voltage pulse must not exceed 15% of one horizontal scanning cycle.

6BH3A

17BH3A, 22BH3A

DAMPER

Heater-Cathode Diode

Construction .....Novar T-9
Base .....Button 9 Pin, E9-89
Basing 9HP
Outline
Maximum Diameter .....1.188 In.
Maximum Seated Height .....2.625 In.
Maximum Overall Height .....3.005 In.
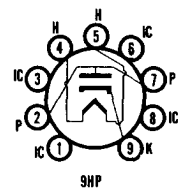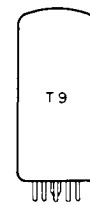
6BH3A, 17BH3A, and 22BH3A are identical to 6BH3, 17BH3, and 22BH3 except for base with exhaust tip at bottom and shorter bulb.