tube is operated at maximum CCS ratings. The 203-A is a DISCONTINUED type listed for reference only. As a replacement, the 8005 is a similar type although not directly interchangeable because of either electrical and/or mechanical differences.

POWER TRIODE

204-A

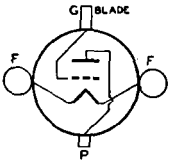

Thoriated-tungsten-filament type used as af power amplifier and modulator and as rf power amplifier and oscillator. May be used with full input up to 3 Mc and with reduced input up to 30 Mc. Requires special end-mounting and may be mounted in vertical position with filament end up, or in horizontal position with plane of plate in vertical plane. Maximum overall length, 14⅜ inches; maximum diameter, 4-1/16 inches. Filament volts (ac/dc), 11; amperes, 3.85. Direct interelectrode capacitances: grid to plate, 15 $\mu\mu f$; grid to filament, 12.5 $\mu\mu f$; plate to filament, 2.3 $\mu\mu f$. Maximum CCS ratings as RF POWER AMPLIFIER AND OSCILLATOR, CLASS C TELEGRAPHY: dc plate volts, 2500 *max;* dc grid volts, -500 *max;* dc plate milliamperes, 275 *max;* dc grid milliamperes, 80 *max;* rf grid amperes, 10 *max;* plate input, 690 *max* watts; plate dissipation, 250 *max* watts. Plate shows a barely perceptible red color when tube is operated at maximum CCS ratings. The 204-A is a DISCONTINUED type listed for reference only.

POWER TRIODE

211

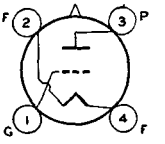

Thoriated-tungsten-filament type used as af power amplifier and modulator and as rf power amplifier and oscillator. May be used with full input up to 15 Mc and with reduced input up to 80 Mc. Requires Jumbo four-contact socket and may be mounted in vertical position, base down, or in horizontal position with pins 1 and 3 in vertical plane. OUTLINE 49, *Outlines* Section. Plate shows a barely perceptible red color when tube is operated at maximum CCS ratings. The 211 is used principally for renewal purposes.

FILAMENT VOLTAGE (AC/DC)	10	volts
FILAMENT CURRENT	3.25	amperes
AMPLIFICATION FACTOR	12	
DIRECT INTERELECTRODE CAPACITANCES:		
Grid to plate	14	$\mu\mu f$
Grid to filament	5.4	$\mu\mu f$
Plate to filament	4.8	$\mu\mu f$

Maximum CCS Ratings:	Class B Modulator	Class C Telegraphy#	
DC PLATE VOLTAGE	1250 *max*	1250 *max*	volts
DC GRID VOLTAGE	—	−400 *max*	volts
DC PLATE CURRENT	175•■ *max*	175 *max*	ma
DC GRID CURRENT	—	50 *max*	ma
PLATE INPUT	220•■ *max*	220 *max*	watts
PLATE DISSIPATION	100■ *max*	100 *max*	watts

Key-down conditions per tube without amplitude modulation. Amplitude modulation essentially negative may be used if the positive peak of the audio-frequency envelope does not exceed 115 per cent of the carrier conditions.

• For maximum-signal conditions.

■ Averaged over any audio-frequency cycle of sine-wave form.

HALF-WAVE VACUUM RECTIFIER

217-C

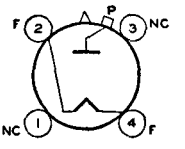

Thoriated-tungsten-filament type used in power supply of transmitting and industrial equipment. Requires Jumbo four-contact socket and may be mounted in vertical position, base down, or in horizontal position with pins 1 and 3 in vertical plane. OUTLINE 51, *Outlines* Section. Filament volts (ac), 10; amperes, 3.25. Maximum ratings: peak inverse plate volts, 7500 *max;* peak plate amperes, 0.6 *max;* average plate amperes, 0.15 *max*. The 217-C is used principally for renewal purposes.