1P5G 1P5GT

TUNG-SOL

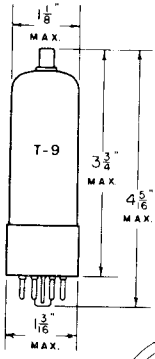

PENTODE AMPLIFIER

COATED FILAMENT

1.4 VOLTS 0.05 AMPERE

DC

CLASS BULB

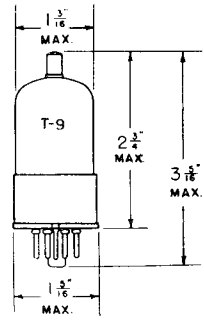

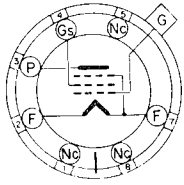

G-5Y

BOTTOM VIEWS

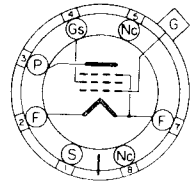

5Y

THE TUNG-SOL 1P5G AND 1P5GT ARE LOW VOLTAGE, LOW CURRENT DRAIN BATTERY TYPE RF PENTODES. WITH THE EXCEPTION OF CAPACITANCES, THEIR ELECTRICAL CHARACTERISTICS ARE IDENTICAL.

RATINGS

MAXIMUM FILAMENT VOLTAGE		
DRY BATTERY OPERATION — VOLTAGE MUST NEVER EXCEED	1.6	VOLTS
AC/DC POWER LINE OPERATION — DESIGN CENTER	1.3	VOLTS
MAXIMUM PLATE VOLTAGE	110	VOLTS
MAXIMUM SCREEN VOLTAGE	110	VOLTS

DIRECT INTERELECTRODE CAPACITANCES[5]

CONTROL GRID TO FILAMENT	1P5G – 2.2 μμf	1P5GT – 3 μμf
PLATE TO FILAMENT	10	μμf
CONTROL GRID TO PLATE	.007	μμf

[5] WITH EXTERNAL SHIELD CONNECTED TO NEGATIVE FILAMENT (PIN #7).

TYPICAL OPERATING CONDITIONS AND CHARACTERISTICS
CLASS A1 AMPLIFIER

PLATE VOLTAGE	90	VOLTS
SCREEN VOLTAGE	90	VOLTS
CONTROL GRID VOLTAGE	RETURN TO NEGATIVE FILAMENT	
PLATE CURRENT	2.3	MA.
SCREEN CURRENT	0.7	MA.
PLATE RESISTANCE APPROX.	0.8	MEGOHM
TRANSCONDUCTANCE	750	μMHOS
CONTROL GRID VOLTAGE FOR TRANSCONDUCTANCE OF 10 μMHOS	– 12	VOLTS

PLATE 1013-2

APR. 21 1941

FOR "INTERPRETATION OF RATINGS" REFER TO FRONT OF BOOK.

COPYRIGHT 1941 BY TUNG-SOL LAMP WORKS INC. RADIO TUBE DIVISION NEWARK, NEW JERSEY, U. S. A.