TUNG-SOL

DUO-DIODE PENTODE AMPLIFIER

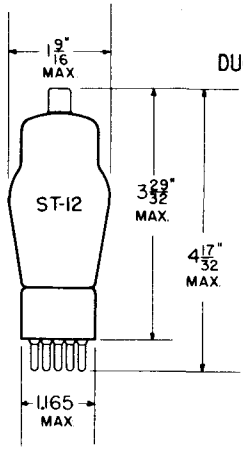

1F6

SMALL METAL CAP

COATED FILAMENT

2.0 VOLTS 0.06 AMPERE DC

GLASS BULB

MOUNTING POSITION

HORIZONTAL OPERATION MAY BE PERMITTED IN THE 1F6 TUBE TYPE IF PINS 1 AND 6 ARE ON A VERTICAL PLANE. THE SAME WILL BE TRUE FOR THE 1F7GH TUBE TYPE IF PINS 2 AND 7 ARE ON A VERTICAL PLANE.

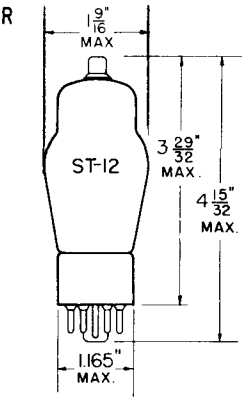

1F7GH

SKIRTED MINIATURE CAP

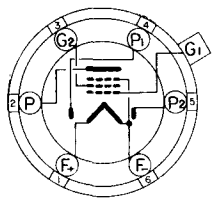

BOTTOM VIEW

SMALL 6-PIN



BOTTOM VIEW

SMALL SHELL 8-PIN OCTAL

THE 1F6 AND 1F7GH CONSIST OF TWO DIODES AND A PENTODE IN A SINGLE BULB. THEY ARE DESIGNED FOR SERVICE AS DIODE DETECTORS, AVC RECTIFIERS AND PENTODE AMPLIFIERS. WITH THE EXCEPTION OF CAPACITANCES, THEIR ELECTRICAL CHARACTERISTICS ARE IDENTICAL.

RATINGS

MAXIMUM PLATE VOLTAGE	180	VOLTS
MAXIMUM SCREEN VOLTAGE	67.5	VOLTS
MAXIMUM PLATE DISSIPATION	0.4	WATT
MAXIMUM SCREEN DISSIPATION	0.05	WATT
MINIMUM DIODE CURRENT PER PLATE WITH 10 VOLTS DC APPLIED.	0.5	MA.
MAXIMUM DIODE CURRENT PER PLATE FOR CONTINOUS OPERATION.	0.25	MA.

CONTINUED ON NEXT PAGE

PRINTED IN U.S.A.

PLATE 1527
JAN. 15 1945

COPYRIGHT 1945 BY TUNG-SOL LAMP WORKS INC. ELECTRONIC TUBE DIVISION NEWARK, NEW JERSEY, U.S.A.

TUNG-SOL

CONTINUED FROM PRECEDING PAGE

DIRECT INTERELECTRODE CAPACITANCES

	1F6	1F7GH	
GRID TO PLATE [A]	0.007 MAX.	0.01 MAX.	μμf
INPUT: G1 TO (F+G2+G3)	4.0	3.8	μμf
OUTPUT: P TO (F+G2+G3)	9.0	9.5	μμf

TYPICAL OPERATING CONDITIONS AND CHARACTERISTICS

-RF OR IF AMPLIFIER

PENTODE UNIT

PLATE VOLTAGE	180	VOLTS
SCREEN VOLTAGE	67.5	VOLTS
CONTROL GRID VOLTAGE	-1.5	VOLTS
PLATE RESISTANCE (APPROX.)	1.0	MEGOHM
TRANSCONDUCTANCE	650	μMHOS
TRANSCONDUCTANCE FOR E_{C1} = -12 VOLTS	20	μMHOS
PLATE CURRENT	2.2	MA.
SCREEN CURRENT	0.7	MA.

[A] WITH SHIELD CAN

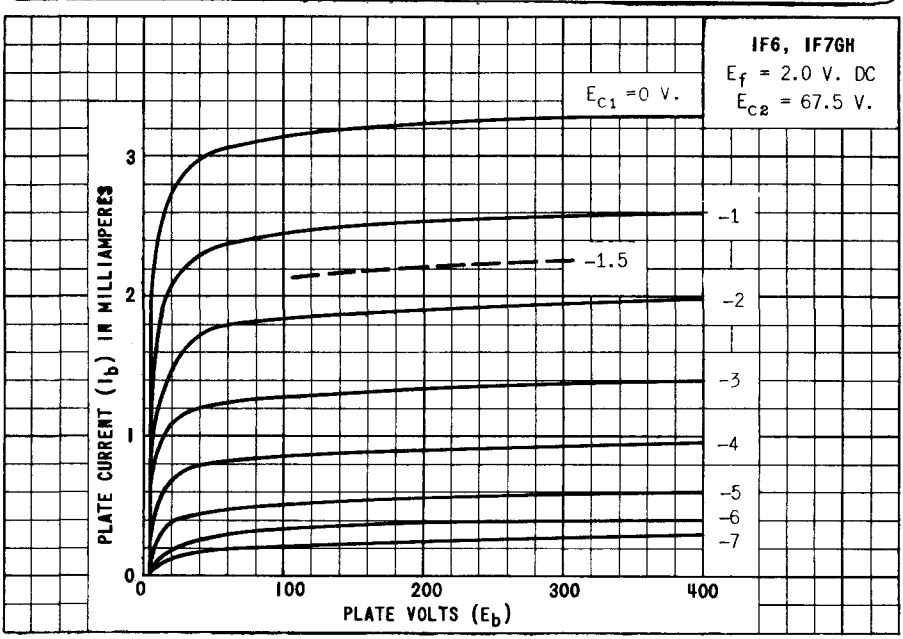

PLATE 1528
JAN. 15 1945

COPYRIGHT 1945 BY TUNG-SOL LAMP WORKS INC. ELECTRONIC TUBE DIVISION NEWARK, NEW JERSEY, U. S. A.