TUNG-SOL

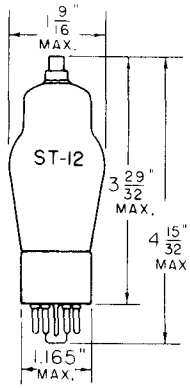

1E5GP
SKIRTED MINIATURE CAP

R-F PENTODE AMPLIFIER

COATED FILAMENT

2.0 VOLTS 0.06 AMPERE

DC

GLASS BULB

MOUNTING POSITION

FOR TUBE TYPE 1B4P, HORIZONTAL OPERATION WILL BE PERMITTED IF PINS 1 AND 4 ARE IN A VERTICAL PLANE. THE SAME WILL HOLD TRUE FOR TYPE 1E5GP IF PINS 5 AND 7 ARE IN A VERTICAL PLANE.

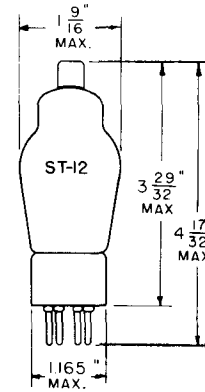

1B4P
SMALL METAL CAP



BOTTOM VIEW
SMALL SHELL OCTAL 7 PIN BASE

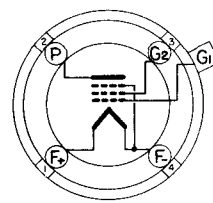

BOTTOM VIEW
SMALL 4 PIN BASE

THE 1E5GP AND 1B4P ARE DESIGNED FOR SERVICE AS GENERAL PURPOSE SHARP CUT-OFF PENTODE AMPLIFIERS IN BATTERY OPERATED EQUIPMENTS.

RATINGS

MAXIMUM PLATE VOLTAGE	180	VOLTS
MAXIMUM SCREEN VOLTAGE	67.5	VOLTS
MAXIMUM CATHODE CURRENT	6.0	MA.

DIRECT INTERELECTRODE CAPACITANCES

GRID TO PLATE (WITH SHIELD)	0.007 MAX.	μμf
INPUT	5.0	μμf
OUTPUT	11	μμf

PRINTED IN U. S. A.

PLATE 1500
OCT. 31 1944

CONTINUED ON NEXT PAGE

COPYRIGHT 1944 BY TUNG-SOL LAMP WORKS INC. ELECTRONIC TUBE DIVISION NEWARK, NEW JERSEY, U. S. A.

CONTINUED FROM PRECEDING PAGE

TYPICAL OPERATING CONDITIONS AND CHARACTERISTICS

CLASS A_1 AMPLIFIER

PLATE VOLTAGE	90	180	VOLTS
SCREEN VOLTAGE	67.5	67.5	VOLTS
CONTROL GRID VOLTAGE[A]	-3.0	-3.0	VOLTS
PLATE CURRENT	1.6	1.7	MA.
SCREEN CURRENT	0.7	0.6	MA.
PLATE RESISTANCE (APPROX.)	1.0	1.5	MEGOHMS
TRANSCONDUCTANCE	600	650	µMHOS
AMPLIFICATION FACTOR (APPROX.)	550	1000	
CONTROL GRID VOLTAGE FOR PLATE CURRENT CUT-OFF[A]	-8.0	-8.0	VOLTS

[A] RETURN TO NEGATIVE FILAMENT (PIN #7)

PLATE 1501
OCT. 31 1944

COPYRIGHT 1944 BY TUNG-SOL LAMP WORKS INC. ELECTRONIC TUBE DIVISION NEWARK, NEW JERSEY, U. S. A.

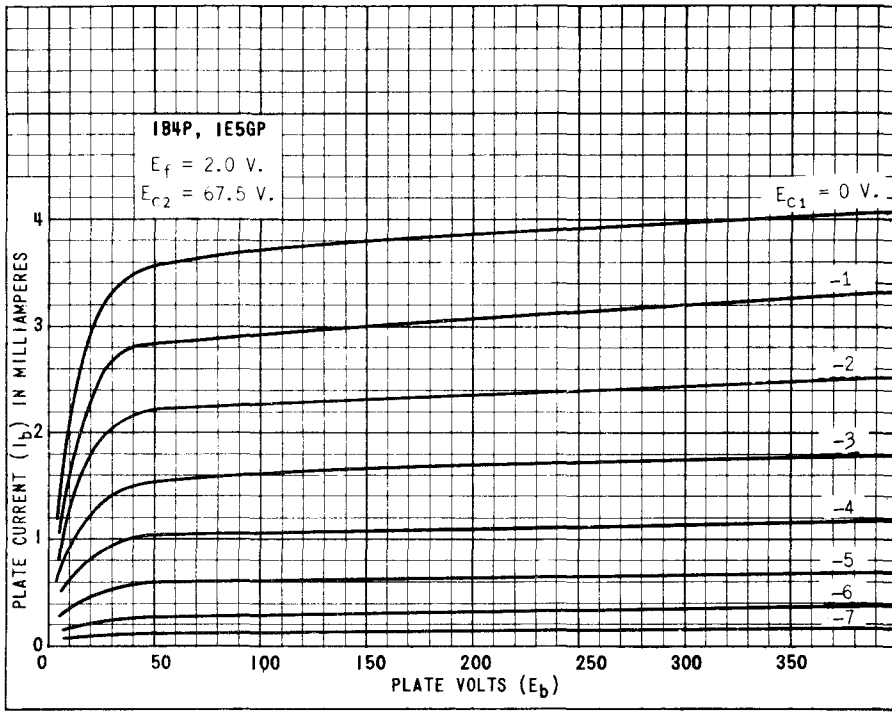

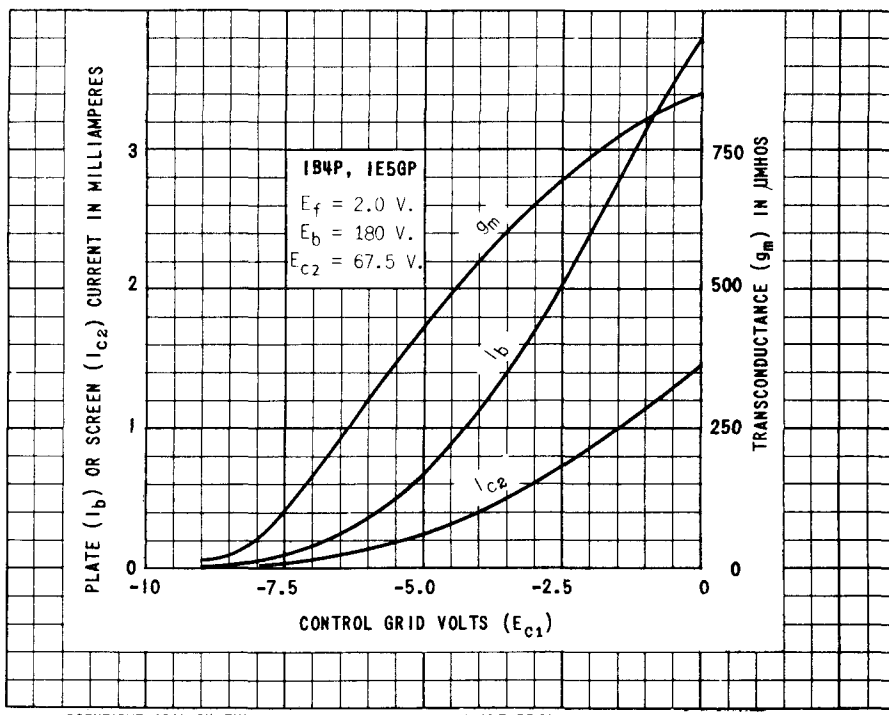

PLATE
1502
OCT. 31
1944

COPYRIGHT 1940 BY TUNG-SOL LAMP WORKS INC. RADIO TUBE DIVISION NEWARK, NEW JERSEY, U. S. A.