TUNG-SOL

TRIODE-PENTODE

MINIATURE TYPE

OUTLINE DRAWING
JEDEC 6-2

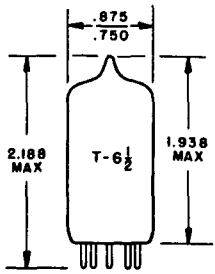

SMALL BUTTON BASE
9 PIN JEDEC E9-1

FOR
APPLICATIONS IN
FM OR TV RECEIVERS

COATED UNIPOTENTIAL CATHODE
ANY MOUNTING POSITION

BASING DIAGRAM
JEDEC 9FA

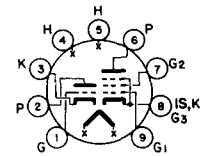

BOTTOM VIEW

THE 19JN8 IS A SHARP-CUTOFF PENTODE AND MEDIUM-MU TRIODE IN THE 9 PIN MINIATURE CONSTRUCTION. THE PENTODE SECTION IS INTENDED FOR OSCILLATOR SERVICE IN THE HORIZONTAL DEFLECTION SYSTEM OF TELEVISION RECEIVERS. EXCEPT FOR HEATER CHARACTERISTICS AND RATINGS, THE 19JN8 IS IDENTICAL TO THE 6JN8.

DIRECT INTERELECTRODE CAPACITANCES

WITH EXTERNAL SHIELD #315 CONNECTED TO CATHODE

PENTODE SECTION:			
GRID 1 TO PLATE: (G1 TO P)	MAX.	0.01	pf
INPUT: G_1 TO ($H + K + G_2 + G_3 + I.S.$)		5.5	pf
OUTPUT: P TO ($H + K + G_2 + G_3 + I.S.$)		3.4	pf
TRIODE SECTION:			
GRID TO PLATE: (G TO P)		1.7	pf
INPUT: G TO (H + TK + PK + PG3 + I.S.)		3.2	pf
OUTPUT: P TO (H + TK + PK + PG3 + I.S.)		2.2	pf

HEATER CHARACTERISTICS AND RATINGS

DESIGN MAXIMUM VALUES - SEE EIA STANDARD RS-239

AVERAGE CHARACTERISTICS	18.9 VOLTS	150	mA
LIMITS OF SUPPLIED CURRENT		150 ± 10	mA
HEATER-CATHODE VOLTAGE: EACH SECTION:			
HEATER POSITIVE WITH RESPECT TO CATH ODE			
DC COMPONENT		100	VOLTS
TOTAL DC AND PEAK		200	VOLTS
HEATER NEGATIVE WITH RESPECT TO CATHODE			
TOTAL DC AND PEAK		200	VOLTS

CONTINUED ON FOLLOWING PAGE

CONTINUED FROM PRECEDING PAGE

MAXIMUM RATINGS

DESIGN - MAXIMUM VALUES - SEE EIA STANDARD RS-239

	TRIODE SECTION	PENTODE SECTION	
PLATE VOLTAGE	300	300	VOLTS
GRID 2 SUPPLY VOLTAGE	–	300	VOLTS
GRID 2 VOLTAGE	–	SEE RATING CHART	
POSITIVE DC GRID 1 VOLTAGE	0	0	VOLTS
PLATE DISSIPATION	2.5	2.5	WATTS
GRID 2 DISSIPATION	–	0.55	WATTS
GRID 1 CIRCUIT RESISTANCE:			
WITH FIXED BIAS	2.2	2.2	MEGOHMS
WITH CATHODE BIAS	2.2	2.2	MEGOHMS

AVERAGE CHARACTERISTICS AND TYPICAL OPERATION

	TRIODE SECTION	PENTODE SECTION	
PLATE VOLTAGE	125	125	VOLTS
GRID 2 VOLTAGE	–	125	VOLTS
GRID 1 VOLTAGE	–1.0	–1.0	VOLTS
PLATE CURRENT	13.5	12	mA
GRID 2 CURRENT	–	4.0	mA
TRANSCONDUCTANCE	8,500	7,500	μMHOS
AMPLIFICATION FACTOR	46	–	
PLATE RESISTANCE	5,400	200,000	OHMS
GRID 1 VOLTAGE (APPROX.) FOR $I_b = 10\ \mu A$	–8	–8	VOLTS

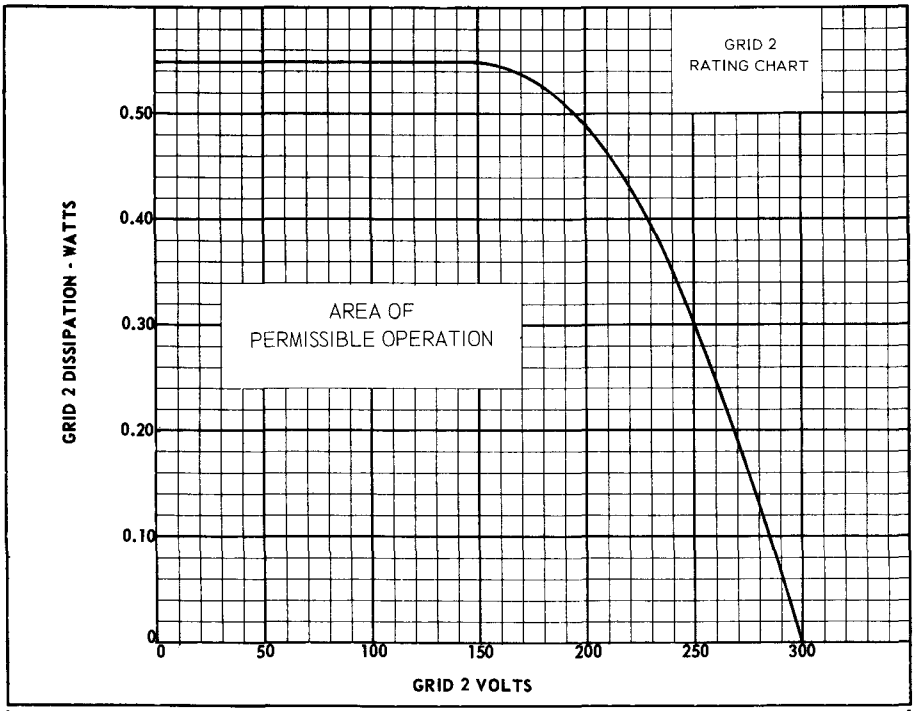

PRINTED IN U. S. A.