Type	I (A)	V (V)	Current tolerances from tube to tube Tolérances de courant de tube à tube Stromtoleranzen von Röhre zu Röhre			Max.dimensions in mm Dimensions max. en mm Max. Abmessungen in mm		
			V (V)	I_{min}	I_{max}	l	l'[1]	ø.
329	1,15	10-30	20	1,08 A	1,22 A	119	101	34
340	5,9	3-10	7	5,5 A	6,3 A	156	-	53
1904	0,1	30-80	60	96 mA	104 mA	100[2] 110[3]	 92[3]	39
1905	1	2-6	4	960 mA	1,04 A	100	-	35
1908	0,8	5-15	5 7 15	740 mA 760 mA 770 mA	820 mA 860 mA 860 mA	107	89	35
1909 1909A	0,625	5-45	30	595 mA	655 mA	123	105	56
1910	1,4	5-15	5 8,5 15	1,3 A 1,35 A 1,35 A	- 1,5 A 1,5 A	110	92	35
1913	2	4-12	8	1,92 A	2,08 A	129	-	41
1918-01	0,1	4-10	7	97 mA	108 mA	67	-	21,5
1923	0,43	15-45	30	410 mA	450 mA	98	-	39
1926[4]	0,18	8-26	16	168 mA	192 mA	101	-	33
1927	0,18	40-120	80	172 mA	188 mA	138	120	40,5
1928	0,18	80-240	160	172 mA	188 mA	147	129	40,5
1941	0,3	80-200	140	289 mA	311 mA	162[5] 154[6]	144[5] -	53
1945[4]	0.275	80-120	100	263 mA	283 mA	115	-	38

1)Length without pins; longueur sans broches
Länge ohne Stiften
2) Swan
3) 3-p
4)Resistance tube; tube de résistance; Widerstandsröhre
5) A
6) Edison

PHILIPS

Current regulators
Régulateurs de courant
Stromregler

329 340
19 . .

PHILIPS

Current regulators
Régulateurs de courant
Stromregler

329	1904 1908 1909 1910	1909A	1927 1928 1941	
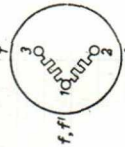	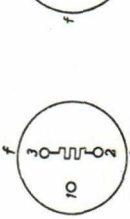			
3-p.	3-p	3-p	A	
40465	40465	40465	40465	
1926 1945	340 1905 1913 1923 1941	1918-01	1904	
	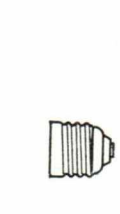			
P.	EDISON	EDISON MIGNON	S.B.C.	

Base, Culot, Sockel : Socket, Support, Fassung:

Base, Culot, Sockel:

For the current regulators of the 1900 series, please refer to the data sheet of type 329 in this chapter

Pour les régulateurs de courant de la série 1900, voir la feuille de données du type 329 dans ce chapitre

Für die Stromregler der 1900-Reihe, siehe das Datenblatt der Type 329 in diesem Abschnitt

PHILIPS

1904
1910

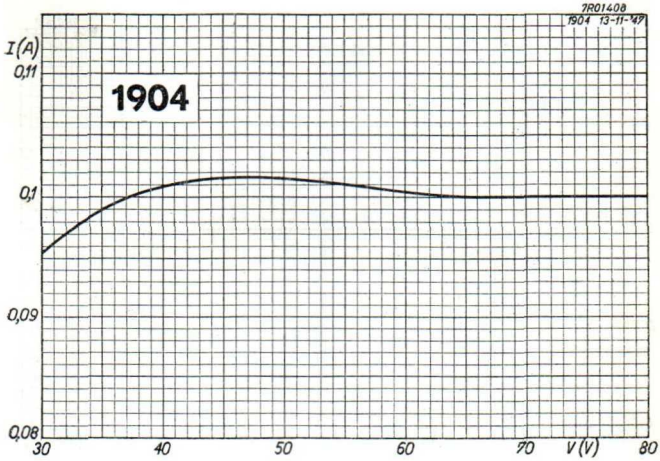

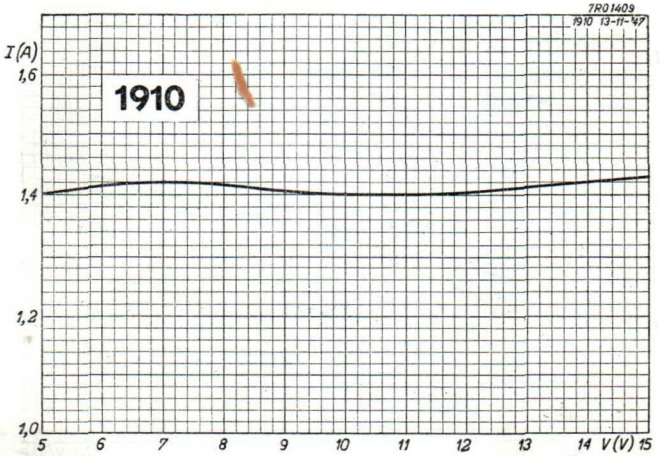

1941
1945
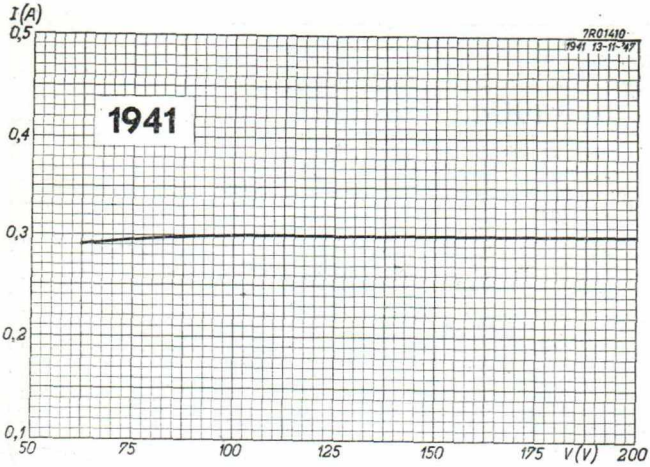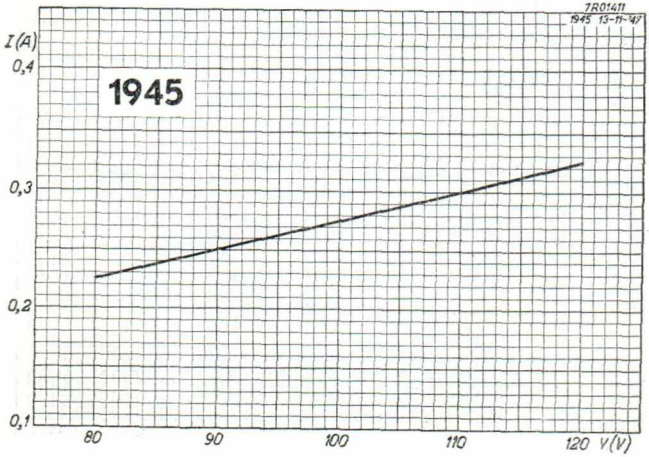
PHILIPS