TUNG-SOL

TRIODE-PENTODE

MINIATURE TYPE

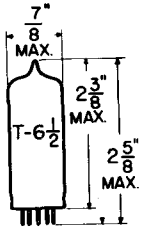

GLASS BULB

COATED UNIPOTENTIAL CATHODE

HEATER

18.0 VOLTS 0.30 AMP.

ANY MOUNTING POSITION

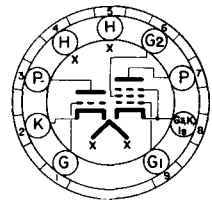

BOTTOM VIEW

MINIATURE BUTTON
9 PIN BASE

9ME

THE 18HB8 IS A TRIODE-PENTODE IN THE 9 PIN MINIATURE CONSTRUCTION. IT IS DESIGNED FOR AUDIO APPLICATIONS IN STEREO AND MONAURAL SOUND EQUIPMENT. EXCEPT FOR HEATER RATINGS, THE 18HB8 IS IDENTICAL TO THE 35HB8.

RATINGS

INTERPRETED ACCORDING TO DESIGN MAXIMUM SYSTEM

	TRIODE SECTION	PENTODE SECTION	
HEATER VOLTAGE[A]	18.0		VOLTS
MAXIMUM PLATE VOLTAGE	150	150	VOLTS
MAXIMUM GRID #2 VOLTAGE	---	135	VOLTS
MAXIMUM CATHODE CURRENT	5	50	MA.
MAXIMUM PLATE DISSIPATION	0.75	6.5	WATTS
MAXIMUM GRID #2 DISSIPATION	---	1.5	WATTS
MAXIMUM GRID CIRCUIT RESISTANCE:			
FIXED BIAS	0.1		MEGOHM
CATHODE BIAS	0.47		MEGOHM
MAXIMUM HEATER-CATHODE VOLTAGE:			
HEATER NEGATIVE WITH RESPECT TO CATHODE			
TOTAL DC AND PEAK	200		VOLTS
HEATER POSITIVE WITH RESPECT TO CATHODE			
DC	100		VOLTS
TOTAL DC AND PEAK	200		VOLTS

TYPICAL OPERATING CONDITIONS AND CHARACTERISTICS

	TRIODE SECTION	PENTODE SECTION	
HEATER VOLTAGE	18.0		VOLTS
HEATER CURRENT	0.30		AMP.
PLATE VOLTAGE	115	115	VOLTS
GRID #2 VOLTAGE	---	115	VOLTS
PEAK AF GRID #1 VOLTAGE	---	6.0	VOLTS
CATHODE RESISTOR	410	150	OHMS

CONTINUED ON FOLLOWING PAGE

CONTINUED FROM PRECEDING PAGE

TYPICAL OPERATING CONDITIONS AND CHARACTERISTICS (cont'd.)

	TRIODE SECTION	PENTODE SECTION	
HEATER VOLTAGE	18.0		VOLTS
HEATER CURRENT	0.30		AMP.
ZERO-SIGNAL PLATE CURRENT	2.5	33	MA.
MAX.-SIGNAL PLATE CURRENT	---	32	MA.
ZERO-SIGNAL GRID #2 CURRENT	---	7.5	MA.
MAX.-SIGNAL GRID #2 CURRENT	---	10	MA.
TRANSCONDUCTANCE	3900	6250	μMHOS
AMPLIFICATION FACTOR	74	---	
LOAD RESISTANCE	---	3500	OHMS
MAX.-SIGNAL POWER OUTPUT	---	1.0	WATT
TOTAL HARMONIC DISTORTION (APPROX.)	---	8	PERCENT

[A] THE HEATER SHOULD BE CONNECTED WITH PIN #4 CLOSEST TO THE GROUND END OF THE HEATER STRING.
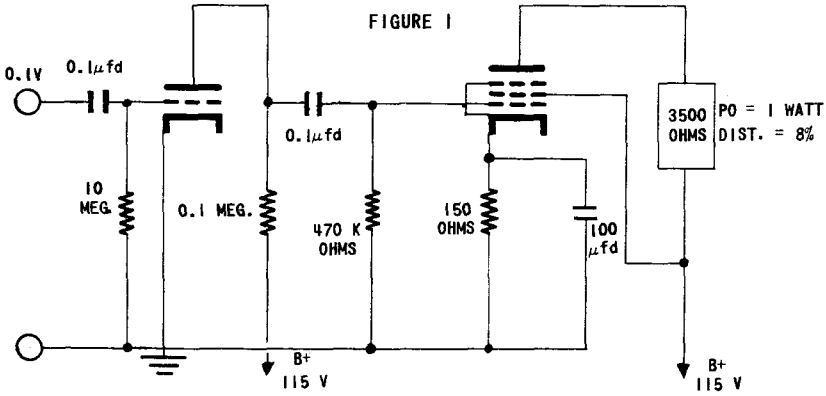
FIGURE 1