TUNG-SOL

PENTODE

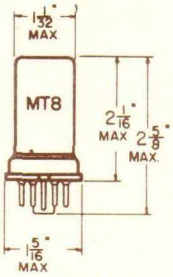

METAL SHELL

COATED UNIPOTENTIAL CATHODE

HEATER

6.3 VOLTS 450 MA.

AC OR DC

ANY MOUNTING POSITION

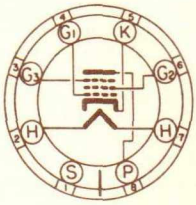

BOTTOM VIEW
SMALL WAFER
8-PIN OCTAL

THE 6AC7/1852 INCORPORATES FEATURES MAKING IT SUITABLE FOR HIGH GAIN AMPLIFIER CIRCUITS. IT HAS A HIGH RATIO OF TRANSCONDUCTANCE TO PLATE CURRENT, MAINTAINING REASONABLE LOW CAPACITANCE AND CLOSE ELECTRODE SPACING.

DIRECT INTERELECTRODE CAPACITANCES

WITH SHELL CONNECTED TO CATHODE

GRID TO PLATE: (G_1 TO P) MAX.	0.015	μμf
INPUT: G_1 TO (H + K + G_2 + G_3 + S)	11	μμf
OUTPUT: P TO (H + K + G_2 + G_3 + S)	5	μμf

RATINGS

INTERPRETED ACCORDING TO RMA STANDARD M8-210

HEATER VOLTAGE	6.3	VOLTS
MAXIMUM HEATER-CATHODE VOLTAGE	90	VOLTS
MAXIMUM PLATE VOLTAGE	300	VOLTS
MAXIMUM GRID #2 VOLTAGE	150	VOLTS
MAXIMUM GRID #2 SUPPLY VOLTAGE	300	VOLTS
MAXIMUM PLATE DISSIPATION	3.02	WATTS
MAXIMUM SCREEN DISSIPATION	0.38	WATT

CONTINUED ON FOLLOWING PAGE

→ INDICATES A CHANGE OR ADDITION

PRINTED IN U.S.A.

PLATE 1867
SEPT. 2 1947

COPYRIGHT 1947 BY TUNG-SOL ELECTRIC INC ELECTRON TUBE DIVISION NEWARK, NEW JERSEY, U.S.A.

TUNG-SOL

CONTINUED FROM PRECEDING PAGE

TYPICAL OPERATING CONDITIONS AND CHARACTERISTICS

CLASS A_1 AMPLIFIER

	CONDITION 1[A]	CONDITION 2[B]	
HEATER VOLTAGE	6.3	6.3	VOLTS
HEATER CURRENT	450	450	MA.
PLATE VOLTAGE	300	300	VOLTS
GRID #3 VOLTAGE[C]	0	0	VOLTS
GRID #2 SUPPLY VOLTAGE[D]	150	300	VOLTS
GRID #2 SERIES RESISTOR	---	60 000	OHMS
CATHODE-BIAS RESISTOR (MIN.)[E]	160	160	OHMS
PLATE RESISTANCE (APPROX.)	1.0	1.0	MEGOHM →
TRANSCONDUCTANCE	9 000	9 000	µMHOS
PLATE CURRENT	10	10	MA.
GRID #2 CURRENT	2.5	2.5	MA.

[A] CONDITION 1 WITH FIXED SCREEN SUPPLY GIVES A SHARP CUT-OFF CHARACTERISTIC.

[B] CONDITION 2 WITH SERIES SCREEN RESISTOR GIVES AN EXTENDED CUT-OFF CHARACTERISTIC FOR APPLICATIONS WHERE GAIN IS CONTROLLED BY VARIATION OF GRID BIAS.

[C] TO MINIMIZE FEEDBACK THE SUPPRESSOR SHOULD BE CONNECTED DIRECTLY TO GROUND IF USED IN RF AND IF STAGES.

[D] SCREEN SUPPLY VOLTAGES IN EXCESS OF 150 VOLTS REQUIRE THE USE OF A SERIES-DROPPING RESISTOR TO LIMIT THE VOLTAGE AT THE SCREEN TO 150 VOLTS WHEN THE PLATE CURRENT IS AT ITS NORMAL VALUE OF 10 MILLIAMPERES.

[E] CATHODE BIAS RESISTOR SHOULD BE ADJUSTED TO GIVE A PLATE CURRENT OF 10 MILLIAMPERES. THE DC RESISTANCE IN THE GRID CIRCUIT SHOULD NOT EXCEED 0.25 MEGOHM WHEN THE SCREEN VOLTAGE IS OBTAINED FROM A FIXED SOURCE. WHEN A SERIES SCREEN RESISTOR IS USED WITH FULL CATHODE BIAS, THE DC RESISTANCE IN THE GRID CIRCUIT MAY BE AS HIGH AS 0.5 MEGOHM.

→ INDICATES A CHANGE OR ADDITION.

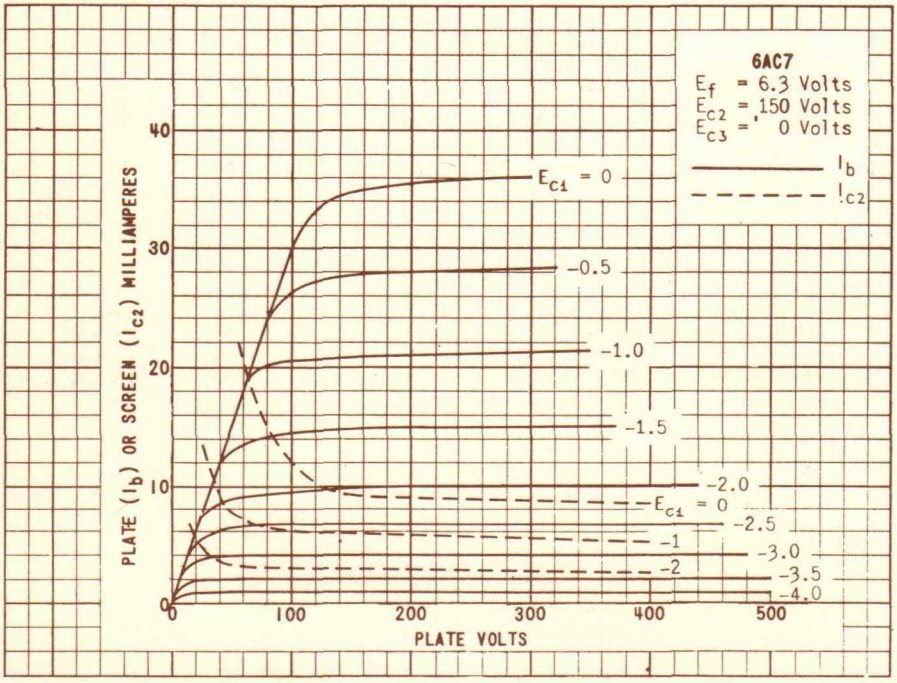

PLATE 1868
SEPT. 2 1947

COPYRIGHT 1947 BY TUNG-SOL ELECTRIC INC.

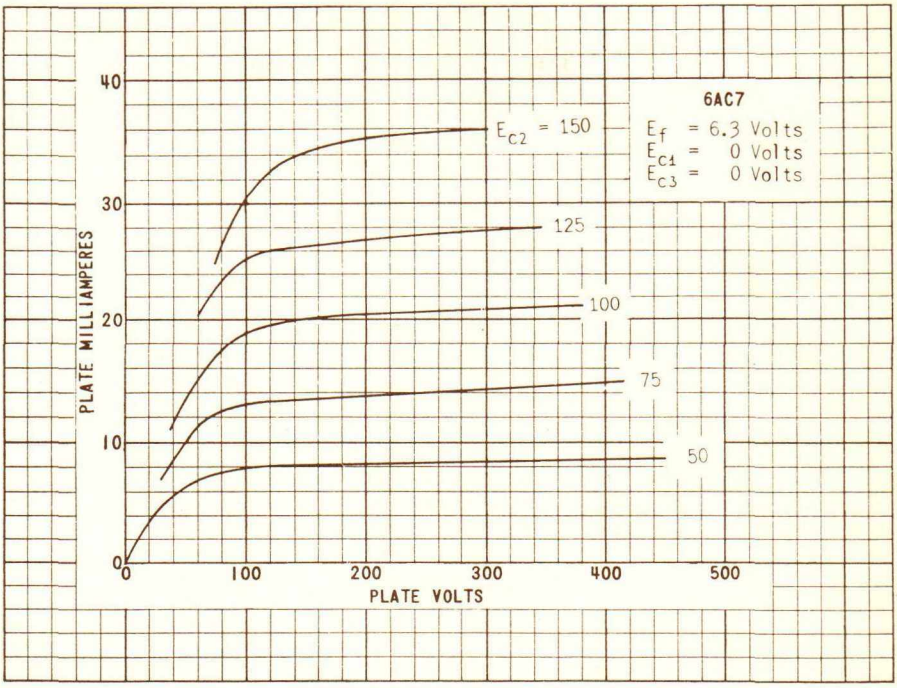

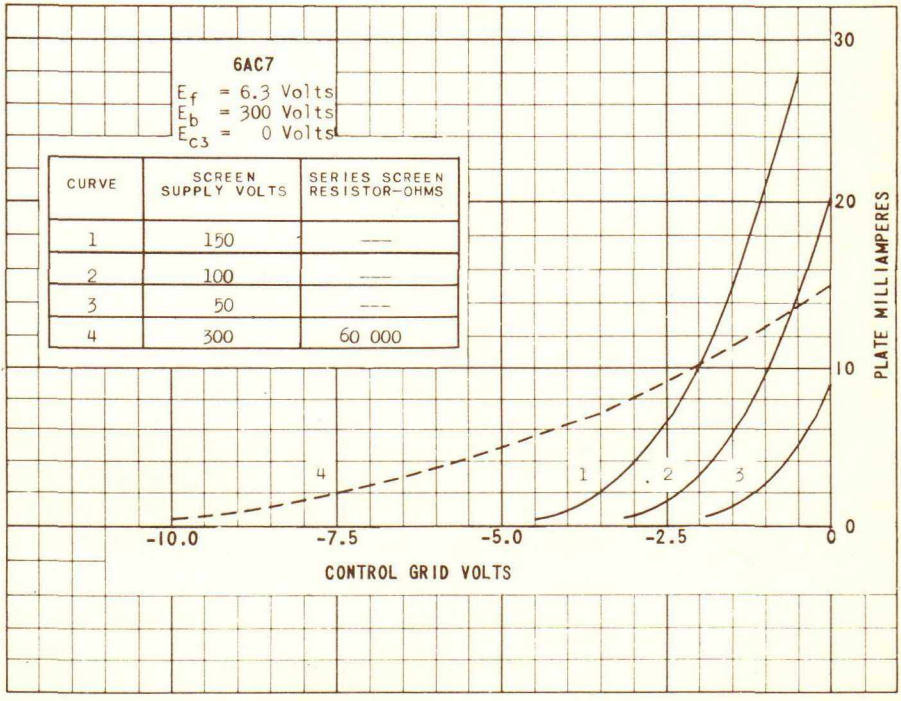

PRINTED IN U.S.A.

PLATE 1869
SEPT. 2 1947

COPYRIGHT 1947 BY TUNG-SOL ELECTRIC INC. ELECTRON TUBE DIVISION NEWARK NEW JERSEY U.S.A.

6AC7/1852

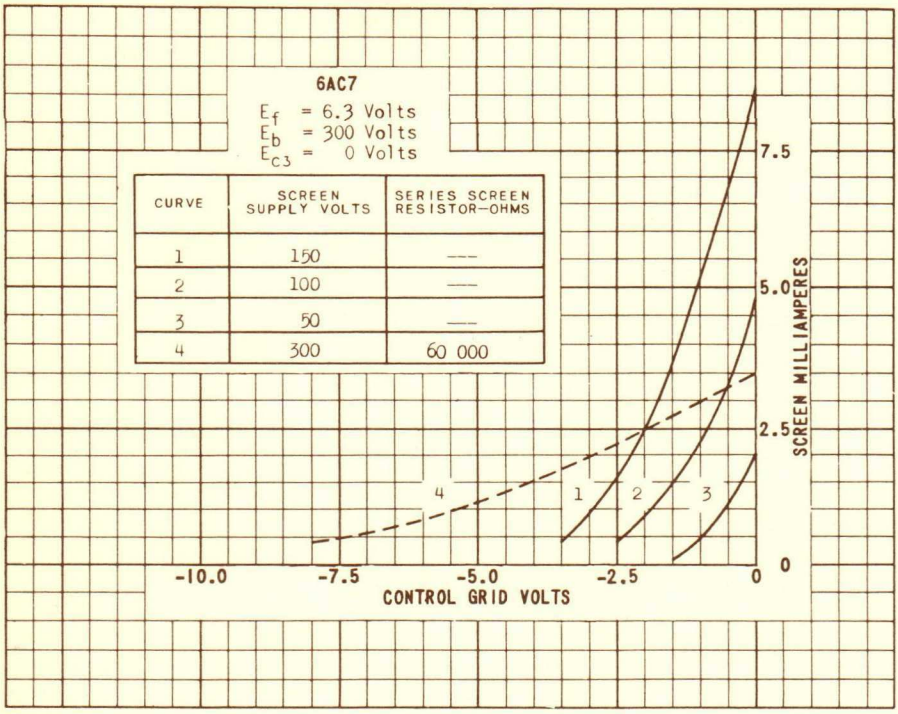

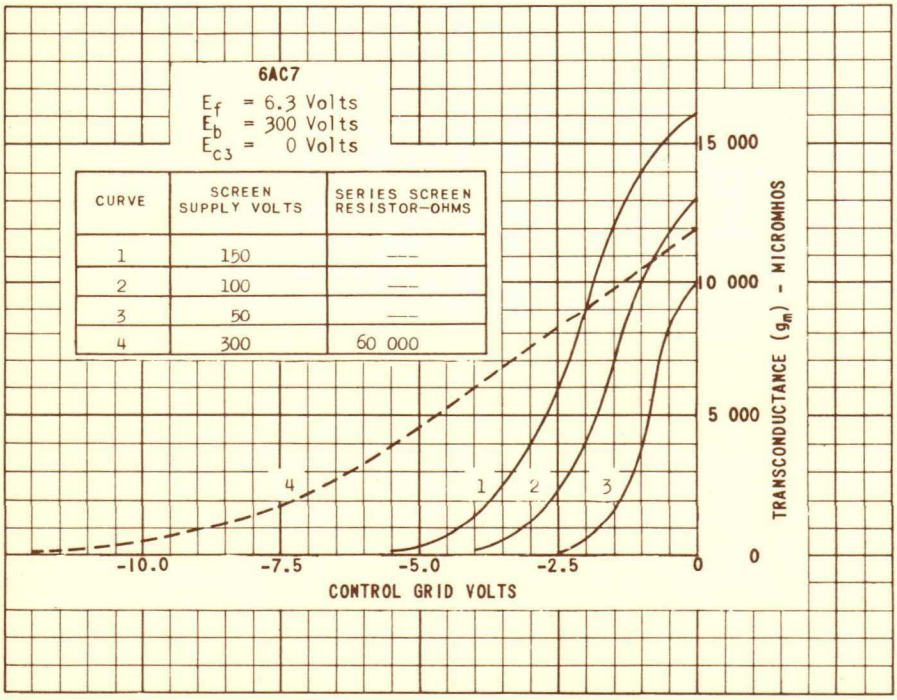

PLATE
1870
SEPT. 2
1947

COPYRIGHT 1947 BY TUNG-SOL ELECTRIC INC.