PY81

17Z3

Ferranti

BOOSTER DIODE

An indirectly heated booster diode with high heater-cathode insulation designed for operation in AC/DC Television Receivers with series heater chains.

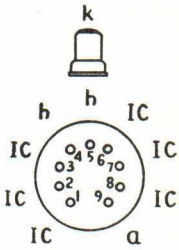

Base Connections

Underside View of Base

PHYSICAL DETAILS.

Base	B9A—Noval.
Bulb	Clear.
Max. Overall Length	83 mm. ($3\frac{9}{32}$in.).
Max. Seated Height	76 mm. (3in.).
Max. Diameter	22·2 mm. ($\frac{7}{8}$in.).
Top Cap	CT1

BASE CONNECTIONS.

Pin 1—Internal Connection.	Pin 6—Internal Connection.
Pin 2—Internal Connection.	Pin 7—Internal Connection.
Pin 3—Internal Connection.	Pin 8—Internal Connection.
Pin 4—Heater.	Pin 9—Anode.
Pin 5—Heater.	T.C.—Cathode.

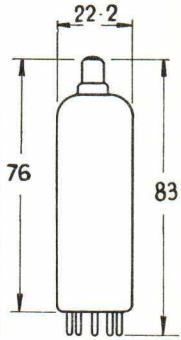

Dimensions shown are in millimetres (max)

HEATER.

Heater Current	0·3 amp.
Heater Voltage	17·0 volts.

RATINGS.

*Max. Peak Inverse Voltage ...	4750 volts.
Max. Mean Anode Current ...	150 mA.
*Max. Peak Anode Current ...	450 mA.
Max. Reservoir Capacitor ...	4 μF.
*Max. V_{h-k} (pk) (Htr. Negative)	4750 volts.
Max. V_{a-h} (pk) (Anode Negative)	3000 volts.
Max. V_{h-e}	220 volts (r.m.s.)

CAPACITANCES.

C_{a-k}	6·4 pF.
C_{h-k}	2·8 pF.

*Max. pulse duration of 22% of one cycle with a maximum of 18 μsecs.

Issue 2
May, 1960

Ferranti

Ferranti

PY81

17Z3
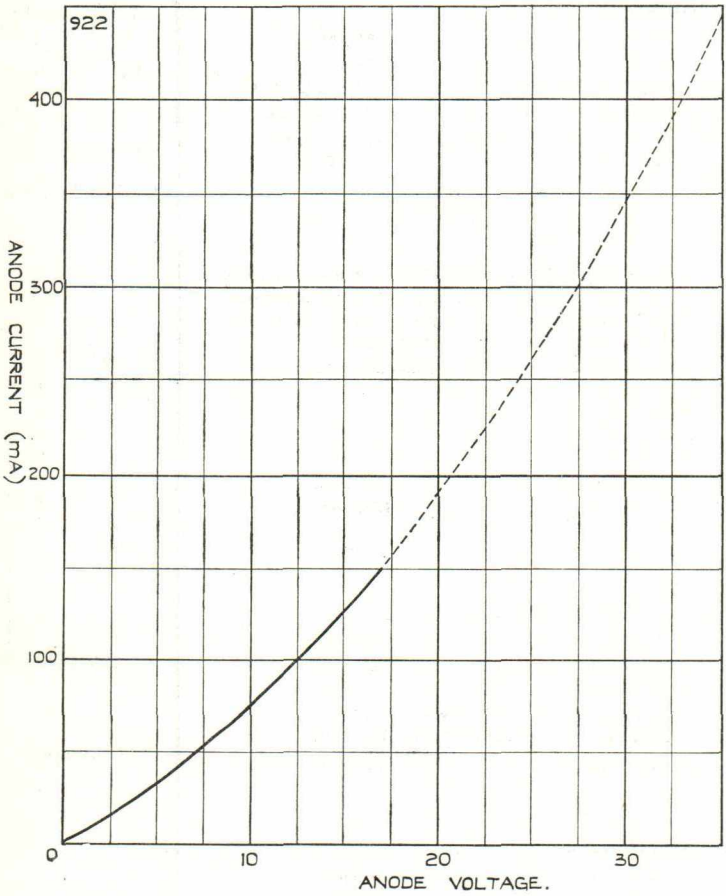
Typical Anode Current/Anode Voltage Characteristic