6CU5

12C5/12CU5, 17C5/17CU5, 25C5, 50C5

Color Television Type

AUDIO POWER AMPLIFIER

Beam Pentode

Construction .....Miniature T-5½
Base .....Button 7 Pin, E7-1
Basing 7CV
Outline 5-3
Maximum Diameter .....0.750 In.
Maximum Seated Height .....2.375 In.
Maximum Overall Height .....2.625 In.

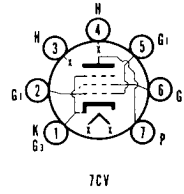

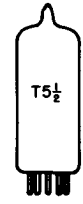

ELECTRICAL DATA

HEATER OPERATION

	50C5	25C5	17C5/17CU5	12C5/12CU5	6CU5
Heater Voltage	50	25	16.8	12.6	6.3 Volts
Heater Current	150	300	450	600	1200 Ma
Heater Warm-up Time	—	—	11	11	— Seconds

Maximum Heater-Cathode Voltage	
Heater Negative with Respect to Cathode	
Total DC and Peak	200 Volts
Heater Positive with Respect to Cathode	
DC	100 Volts
Total DC and Peak	200 Volts
DIRECT INTERELECTRODE CAPACITANCES (Unshielded)	
Grid to Plate	0.6 Pf
Input	13 Pf
Output	8.5 Pf
RATINGS (Design Maximum Rating System)	
Plate Voltage (Max.)	150 Volts
Grid No. 2 Voltage (Max.)	130 Volts
Plate Dissipation (Max.)	7.0 Watts
Grid No. 2 Dissipation (Max.)	1.4 Watts
Positive Grid No. 1 Voltage (Max.)	0 Volt
Grid No. 1 Circuit Resistance	
Fixed Bias (Max.)	0.1 Megohm
Cathode Bias (Max.)	0.5 Megohm
Bulb Temperature (Hottest Point) (Max.)	220 °C
CHARACTERISTICS AND TYPICAL OPERATION	
Class A1 Amplifier	
Plate Voltage	120 Volts
Grid No. 2 Voltage	110 Volts
Grid No. 1 Voltage	-8 Volts
Peak AF Grid No. 1 Voltage	8 Volts
Zero-Signal Plate Current	49 Ma
Maximum-Signal Plate Current	50 Ma
Zero-Signal Grid No. 2 Current	4.0 Ma
Maximum-Signal Grid No. 2 Current	8.5 Ma
Transconductance	7500 μmhos
Plate Resistance (Approx.)	10,000 Ohms
Load Resistance	2500 Ohms
Maximum-Signal Power Output	2.3 Watts
Total Harmonic Distortion (Approx.)	10 Percent

6CU8

IF/VIDEO/AGC AMP. (T) OSC./SYNC SEP. or CLIPPER (P)

Medium Mu Triode and Sharp Cutoff Pentode
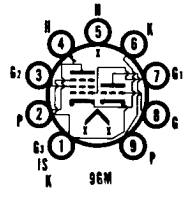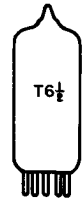
Construction .....Miniature T-6½
Base .....Button 9 Pin, E9-1
Basing 9GM
Outline 6-2
Maximum Diameter .....0.875 In.
Maximum Seated Height .....1.937 In.
Maximum Overall Height .....2.187 In.