TUNG-SOL

DIODE

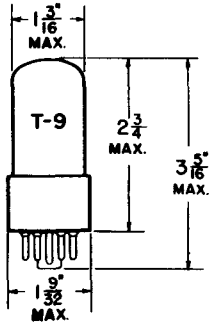

GLASS BULB

COATED UNIPOTENTIAL CATHODE

HEATER

16.8 VOLTS 0.45 AMP.

AC OR DC

ANY MOUNTING POSITION

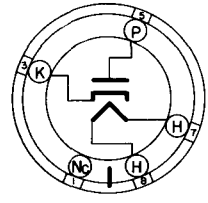

BOTTOM VIEW

SHORT INTERMEDIATE SHELL 6 PIN OCTAL

4CG

THE 17AX4GT IS A HEATER-CATHODE TYPE DIODE DESIGNED FOR USE IN HORIZONTAL FREQUENCY DAMPER SERVICE IN TELEVISION RECEIVERS. IT IS DESIGNED TO WITHSTAND HIGH VOLTAGE PULSES OF LINE FREQUENCY BETWEEN CATHODE AND BOTH HEATER AND PLATE ELEMENTS, SUCH AS NORMALLY ENCOUNTERED IN "DIRECT-DRIVE" CIRCUITS. THERMAL CHARACTERISTICS OF THE HEATER ARE CONTROLLED SUCH THAT HEATER VOLTAGE SURGES DURING THE WARM-UP CYCLE ARE MINIMIZED PROVIDED IT IS USED WITH OTHER TYPES WHICH ARE SIMILARLY CONTROLLED. EXCEPT FOR HEATER RATINGS AND HEATER WARM-UP TIME, THE 17AX4GT IS IDENTICAL TO THE 6AX4GT.

DIRECT INTERELECTRODE CAPACITANCES

WITH NO EXTERNAL SHIELD

HEATER TO CATHODE	7.5	μμf

RATINGS

INTERPRETED ACCORDING TO DESIGN CENTER SYSTEM

DESIGN CENTER VALUES

HEATER VOLTAGE	16.8	VOLTS
HEATER CURRENT	0.45	AMP.
MAXIMUM HEATER CATHODE VOLTAGE;		
HEATER POSITIVE WITH RESPECT TO CATHODE		
DC COMPONENT	100	VOLTS
TOTAL DC AND PEAK	300	VOLTS
HEATER NEGATIVE WITH RESPECT TO CATHODE		
DC COMPONENT	900[B]	VOLTS
TOTAL DC AND PEAK	4400[B]	VOLTS
MAXIMUM PEAK INVERSE PLATE VOLTAGE[A]	4000	VOLTS
MAXIMUM STEADY STATE PEAK PLATE CURRENT	600	MA.
MAXIMUM TRANSIENT PEAK PLATE CURRENT[C]	3.0	AMP.
MAXIMUM DC OUTPUT CURRENT	125	MA.
TUBE VOLTAGE DROP (WITH TUBE CONDUCTING 250 MA.)	32	VOLTS
HEATER WARM-UP TIME (APPROX.)*	11.0	SECONDS

[A] APPLICABLE WHERE THE DUTY CYCLE OF THE VOLTAGE PULSE DOES NOT EXCEED 15% OF ONE SCANNING CYCLE, AND ITS DURATION IS LIMITED TO 10 MICROSECONDS.

[C] THIS RATING APPLIES TO HOT SWITCHING WHERE TRANSIENT DURATION DOES NOT EXCEED 0.2 SECONDS.

[B] VALUE GIVEN IS TO BE CONSIDERED AS AN ABSOLUTE MAXIMUM RATING. IN THIS CASE, THE COMBINED EFFECT OF SUPPLY-VOLTAGE VARIATION, MANUFACTURING VARIATION INCLUDING COMPONENTS IN THE EQUIPMENT, AND ADJUSTMENT OF EQUIPMENT CONTROLS SHOULD NOT CAUSE THE RATED VALUE TO BE EXCEEDED.

PRINTED IN U.S.A.

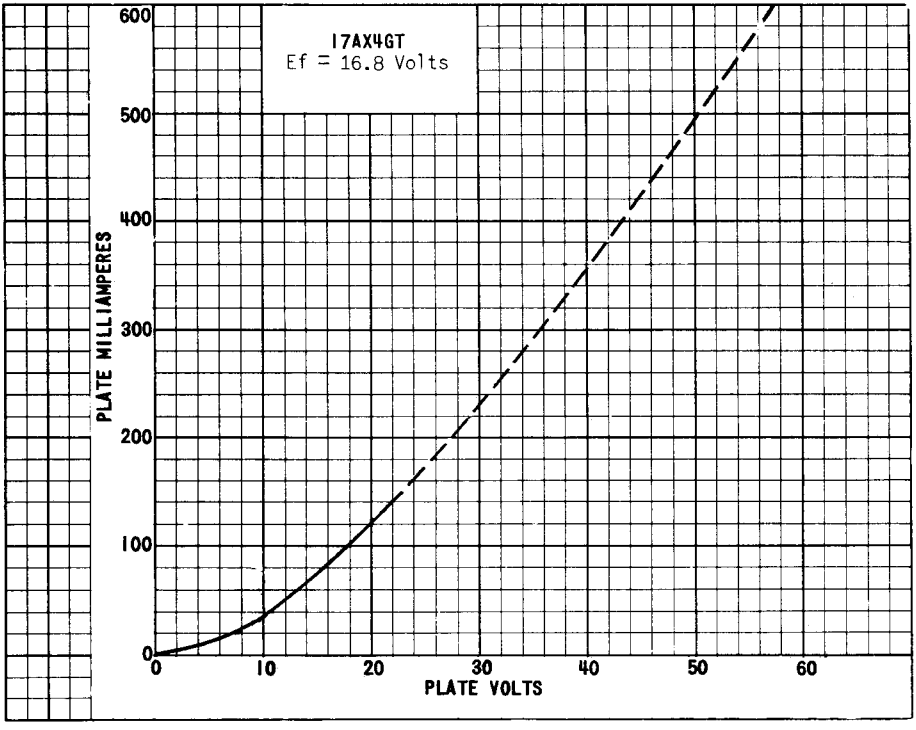

*HEATER WARM-UP TIME IS DEFINED AS THE TIME REQUIRED FOR THE VOLTAGE ACROSS THE HEATER TO REACH 80% OF ITS RATED VOLTAGE AFTER APPLYING 4 TIMES RATED HEATER VOLTAGE TO A CIRCUIT CONSISTING OF THE TUBE HEATER IN SERIES WITH A RESISTANCE OF VALUE 3 TIMES THE NOMINAL HEATER OPERATING RESISTANCE.