# PHILIPS

**150C1**

VOLTAGE STABILISER
TUBE STABILISATEUR DE TENSION
SPANNUNGSSTABILISIERUNGSRÖHRE

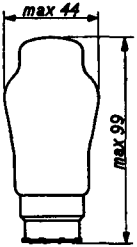


| | | |
|---|---|---|
| Starting voltage<br>Tension d'amorçage<br>Zündspannung | < 205 | V |
| Operating voltage<br>Tension de régime<br>Brennspannung | 146-166 | V |
| Mean current<br>Courant moyen<br>Mittlerer Strom | max. 20 | mA |
| Operating current<br>Courant de service<br>Arbeitsstrom | max. 40<br>min. 5 | mA<br>mA |
| Average voltage variation<br>Variation de tension moyenne(5-40 mA)<br>Mittlere Spannungsänderung | 2,5 | V |
| A.C. resistance<br>Résistance C.A.<br>Wechselstromwiderstand | 200 | Ω |

# PHILIPS

**150 C 1**

VOLTAGE STABILISER
TUBE STABILISATEUR DE TENSION
SPANNUNGSSTABILISIERUNGSRÖHRE

Dimensions in mm
Dimensions en mm
Abmessungen in mm

**150C1**

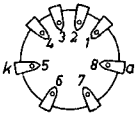


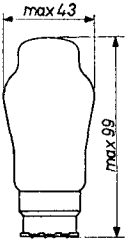


Base, culot, Sockel: P

**150C1K**

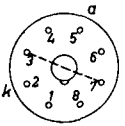


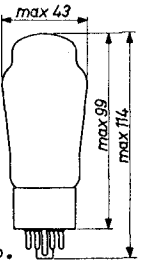


Base, culot, Sockel: Octal 8p.

| | | | | |
|---|---|---|---|---|
| Typical characteristics<br>Caractéristiques types<br>Kenndaten | $V_a$ | = | | 150 V[1] |
| | $V_a$ ($I_a$=20mA) | = min. | | 144 V |
| | | = max. | | 164 V |
| | $V_{ign}$ | = max. | | 205 V[2] |
| Regulation<br>Variation de tension($I_a$=5-40mA)<br>Spannungsänderung | | = max. | | 8 V |

[1]) Average operating voltage
Tension de régime moyenne
Mittlere Betriebsspannung

[2]) In the presence of some ambient illumination. In complete darkness there may be considerable delay in igniting the tube
En présence d'un éclairement léger. Dans une obscurité totale un délai considérable dans l'amorçage du tube peut se présenter
Bei einer schwachen Beleuchtung. In kompletter Finsternis kan eine erhebliche Zündungsverzögerung der Röhre auftreten


150C1 7-5-43
V
300
200
100
0
0
10
20
30
40
50
mA

Limiting values (absolute values)
Caractéristiques limites (valeurs absolues)
Grenzdaten (Absolutwerte)

$I_a$ = max. 40 mA

$I_a$ = min. 5 mA

Remarks

1. The tube should be operated only with the cathode negative and the anode positive
2. The tube should not be subjected to severe shock or continuous vibration

Observations

1. Le tube ne doit être utilisé qu'avec la cathode négative et l'anode positive
2. Le tube ne sera pas soumis à des chocs ou à une vibration permanente

Bemerkungen

1. Die Röhre ist nur mit negativer Katode und positiver Anode zu verwenden
2. Die Röhre muss nicht an schweren Stössen oder andauernden Schwingungen unterworfen werden

PHILIPS

Electronic Tube HANDBOOK

**150C1 150C1K**

| page | sheet | date |
|---|---|---|
| 1 | 1 | 1948.08.18 |
| 2 | 1 | 1954.04.04 |
| 3 | 2 | 1948.08.18 |
| 4 | 2 | 1954.04.04 |
| 5 | FP | 1999.08.31 |