Vacuum tube 12AX7WC is a miniature twin triode with equipotential cathodes, designed to amplify low freguency voltage in radio engineering devices.

Pin arrangement

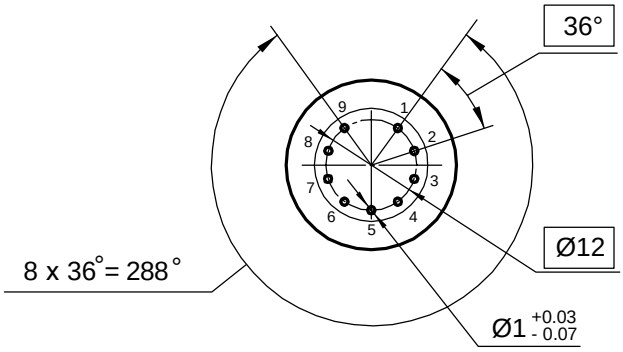

Electrode -to - lead connection diagram

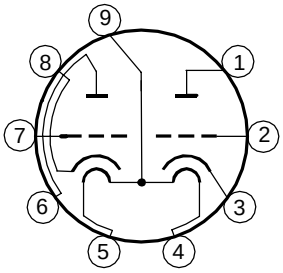

Dimensions

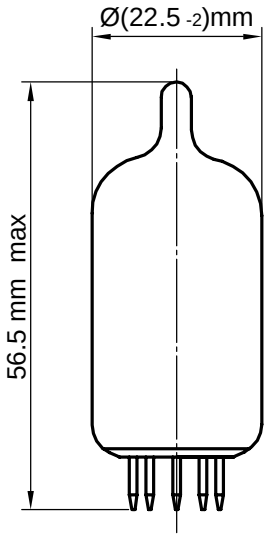

Lead designation	Name of electrode
1	Second triode plate
2	Second triode grid
3	Second triode cathode
4, 5, 9	Heater
6	First triode plate
7	First triode grid
8	First triode cathode

Electrical parameters

Parameters, conditions and units	Nominal	
	min	max
Heater current, mA at: filament voltage 6.3 V at: filament voltage 12.6 V	 300 150	 340 170
Grid reverse current, µA , (at: filament voltage 6.3 V or 12.6 V, plate voltage 250 V, grid voltage minus 2.0 V, resistance in grid circuit 1.0 M Ω)	—	0.2
Plate current, mA, (at: filament voltage 6.3 V or 12.6 V, plate voltage 250 V, grid voltage minus 2.0 V)	0.75	2.0
First and second triodes plate current difference, % (at: filament voltage 6.3 V or 12.6 V, plate voltage 250 V, grid voltage minus 2.0 V)	—	± 40
Plate current at the beginning of the characteristic, µA (at: filament voltage 6.3 V or 12.6 V, plate voltage 250 V, grid voltage minus 5.5 V)	—	20
Slope of characteristic, mA/V (at: filament voltage 6.3 V or 12.6 V, plate voltage 250 V, grid voltage minus 2.0 V)	1.1	—
Amplification factor (at: filament voltage 6.3 V or 12.6 V, plate voltage 250 V, grid voltage minus 2.0 V)	82	110
Cathode - heater insulation resistance, M Ω (at: filament voltage 6.3 V or 12.6 V, cathode -heater voltage ± 200 V)	20	—

Limiting Values

Parameters, units	Nominal	
	min	max
Filament voltage, V for parallel connection for series connection	 6 12	 6.6 13.2
Plate voltage, V	—	300
Cathode - heater voltage, V	—	± 200
Cathode current, mA	—	10
Power dissipation at the plate of each triode, W	—	1.0
Grid circuit resistance for each of the triodes, M Ω fixed bias self - bias	 — —	 1.0 2.2
Temperature at the most heated part of the envelope, K°	—	368

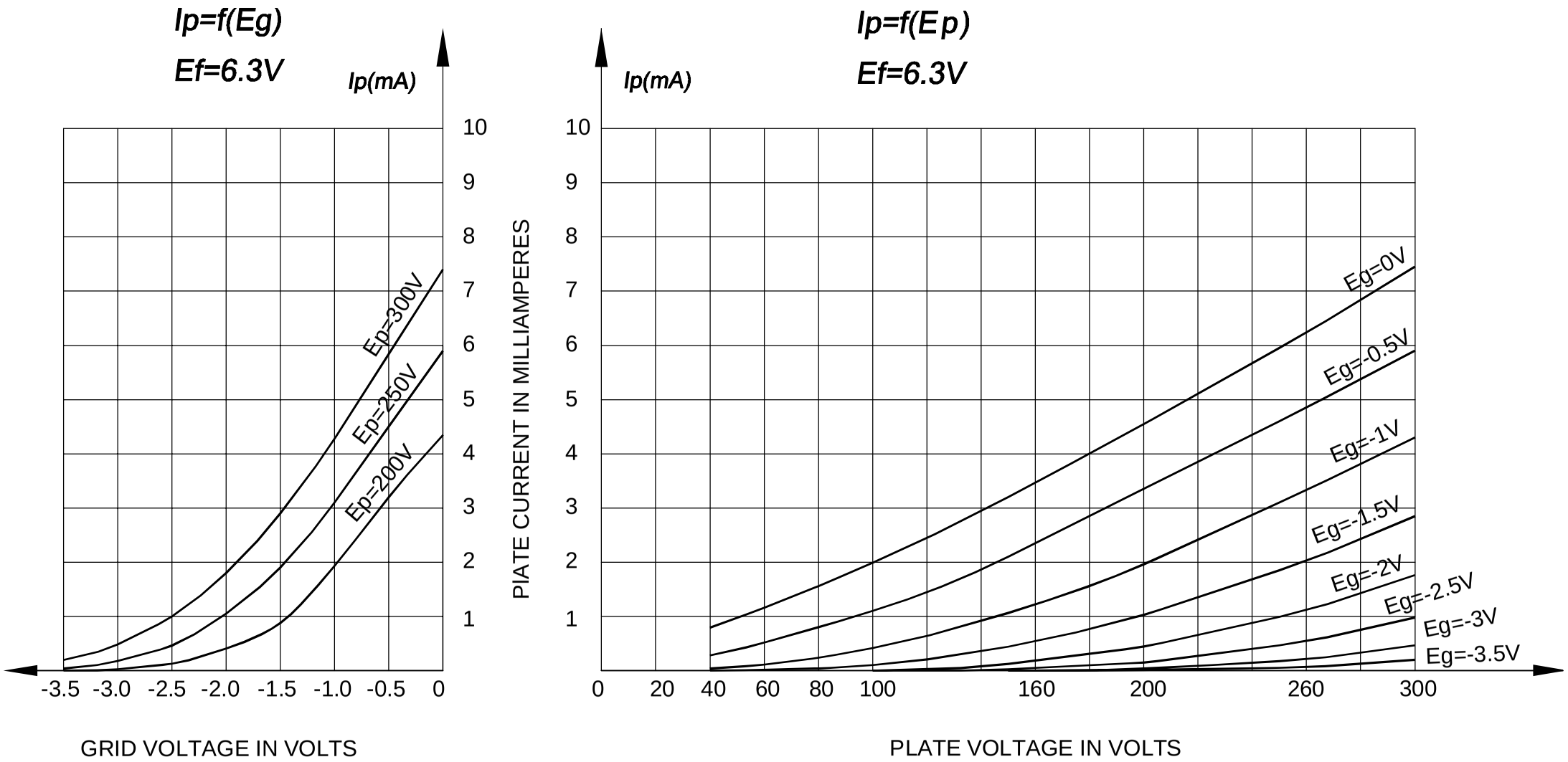
Ip=f(Eg)
Ef=6.3V
Ip(mA)
Ep=300V
Ep=250V
Ep=200V
-3.5 -3.0 -2.5 -2.0 -1.5 -1.0 -0.5 0
GRID VOLTAGE IN VOLTS
PIATE CURRENT IN MILLIAMPERES
Ip=f(Ep)
Ef=6.3V
Ip(mA)
Eg=0V
Eg=-0.5V
Eg=-1V
Eg=-1.5V
Eg=-2V
Eg=-2.5V
Eg=-3V
Eg=-3.5V
0 20 40 60 80 100 160 200 260 300
PLATE VOLTAGE IN VOLTS