12AX7EH gold

Vacuum tube 12AX7EH gold is a miniature twin triode with equipotential cathodes, designed to amplify low frequency voltage in radio engineering devices.

Pin arrangement

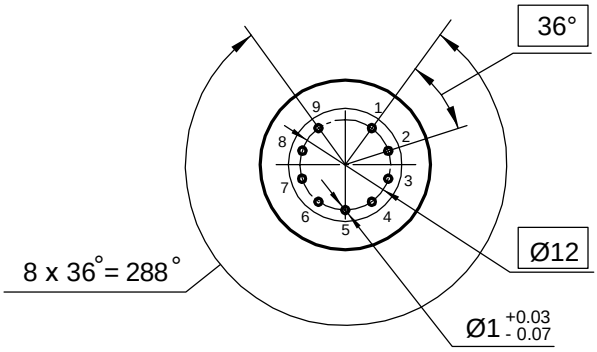

Electrode -to - lead connection diagram

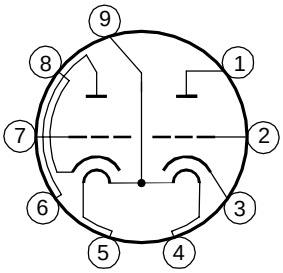

Dimensions

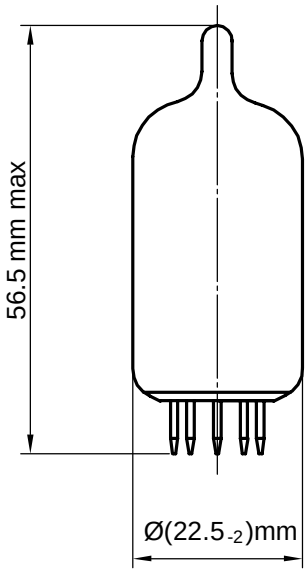

Lead designation	Name of electrode
1	Second triode plate
2	Second triode grid
3	Second triode cathode
4, 5, 9	Heater
6	First triode plate
7	First triode grid
8	First triode cathode

Electrical parameters

Parameters, conditions and units	Nominal	
	min	max
Heater current,mA at: filament voltage 6.3 V at: filament voltage 12.6 V	 320 160	 365 183
Grid reverse current, μA , (at: filament voltage 6.3 V or 12.6 V, plate voltage 250 V, grid voltage minus 2.0 V, resistance in grid circuit 1.0 MΩ)	—	0.2
Plate current, mA, (at: filament voltage 6.3 V or 12.6 V, plate voltage 250 V, grid voltage minus 2.0 V)	0.75	2.1
First and second triodes plate current difference, % (at: filament voltage 6.3 V or 12.6 V, plate voltage 250 V, grid voltage minus 2.0 V)	—	± 15
Plate current at the beginning of the characteristic, μA (at: filament voltage 6.3 V or 12.6 V, plate voltage 250 V, grid voltage minus 4.5 V)	—	30
Slope of characteristic, mA/V (at: filament voltage 6.3 V or 12.6 V, plate voltage 250 V, grid voltage minus 2.0 V)	1.4	—
Amplification factor (at: filament voltage 6.3 V or 12.6 V, plate voltage 250 V, grid voltage minus 2.0 V)	83	—
Cathode - heater insulation resistance, MΩ (at: filament voltage 6.3 V or 12.6 V, cathode -heater voltage ± 200 V)	20	—

Limiting Values

Parameters, units	Nominal	
	min	max
Filament voltage, V for parallel connection for series connection	 6 12	 6.6 13.2
Plate voltage, V	—	330
Cathode - heater voltage, V	—	± 200
Cathode current, mA	—	9
Power dissipation at the plate of each triode, W	—	1.2
Grid circuit resistance for each of the triodes, MΩ fixed bias self - bias	 — —	 1.0 2.2
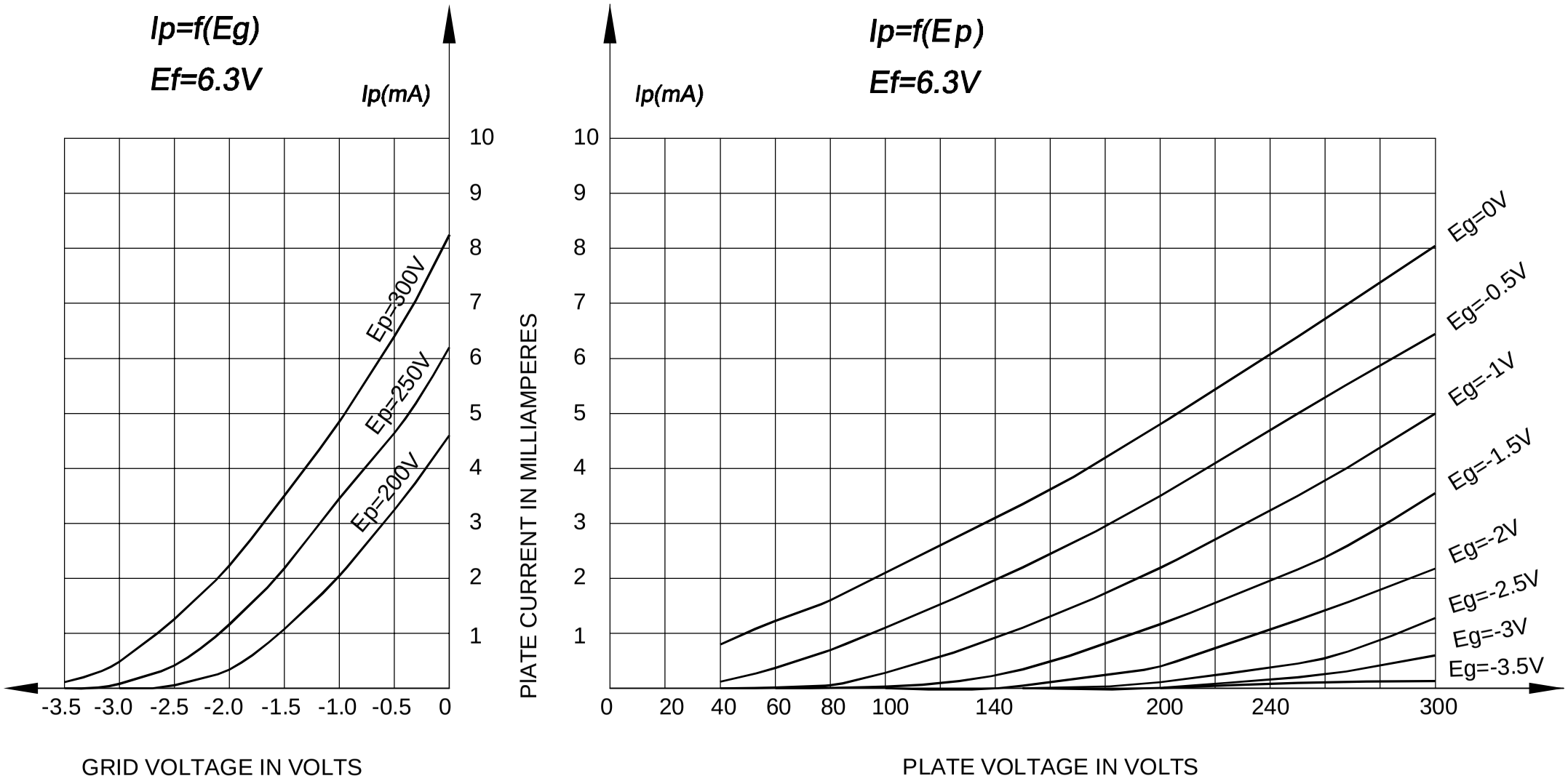
12AX7EH gold