Electronic TUBES

12AT7

TWIN TRIODE

DESCRIPTION AND RATING

The 12AT7 is a miniature, high-mu, twin triode designed for use as a grounded-grid radio-frequency amplifier or as a combined oscillator and mixer at frequencies below approximately 300 megacycles.

GENERAL

ELECTRICAL

Cathode—Coated Unipotential	Series	Parallel	
Heater Voltage, AC or DC	12.6	6.3	Volts
Heater Current	0.15	0.3	Amperes

Direct Interelectrode Capacitances	With Shield*	Without Shield	
Grid to Plate, Each Section	1.5	1.5	μμf
Input, Each Section	2.2	2.2	μμf
Output, Section 1	1.2	0.5	μμf
Output, Section 2	1.5	0.4	μμf
Heater to Cathode, Each Section	2.4	2.4	μμf

Grounded-Grid Operation	With Shield†	Without Shield	
Plate to Cathode, Each Section	0.2	0.2	μμf
Grounded-Grid Input, Each Section	4.6	4.6	μμf
Grounded-Grid Output, Each Section	2.6	1.8	μμf

MECHANICAL

Mounting Position—Any
Envelope—T-6½, Glass
Base—E9-1, Small Button 9-Pin

MAXIMUM RATINGS

DESIGN-CENTER VALUES, EACH SECTION

Plate Voltage	300	Volts
Negative DC Grid Voltage	50	Volts
Plate Dissipation	2.5	Watts
Heater-Cathode Voltage		
Heater Positive with Respect to Cathode	90	Volts
Heater Negative with Respect to Cathode	90	Volts

GENERAL ELECTRIC

Supersedes ET-T470A, dated 1-50

BASING DIAGRAM

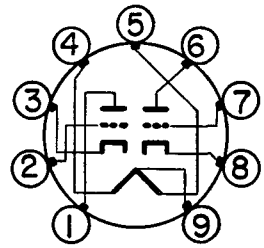

RETMA 9A

TERMINAL CONNECTIONS

Pin 1—Plate (Section 2)
Pin 2—Grid (Section 2)
Pin 3—Cathode (Section 2)
Pin 4—Heater
Pin 5—Heater
Pin 6—Plate (Section 1)
Pin 7—Grid (Section 1)
Pin 8—Cathode (Section 1)
Pin 9—Heater Center-Tap

PHYSICAL DIMENSIONS

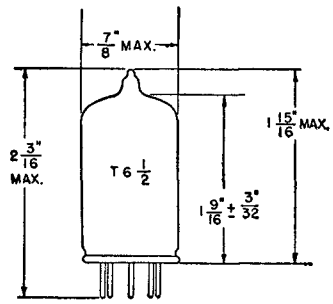

RETMA 6-2

CHACTERISTICS AND TYPICAL OPERATION

CLASS A_1 AMPLIFIER, EACH SECTION

Plate Voltage	100	250	Volts
Cathode-Bias Resistor	270	200	Ohms
Amplification Factor	60	60	
Plate Resistance, approximate	15000	10900	Ohms
Transconductance	4000	5500	Micromhos
Plate Current	3.7	10	Milliamperes
Grid Voltage, approximate Ib = 10 Microamperes	−5	−12	Volts

* With external shield (RETMA 315) connected to cathode of section under test.

† With external shield (RETMA 315) connected to grid of section under test.

AVERAGE PLATE CHARACTERISTICS

EACH SECTION

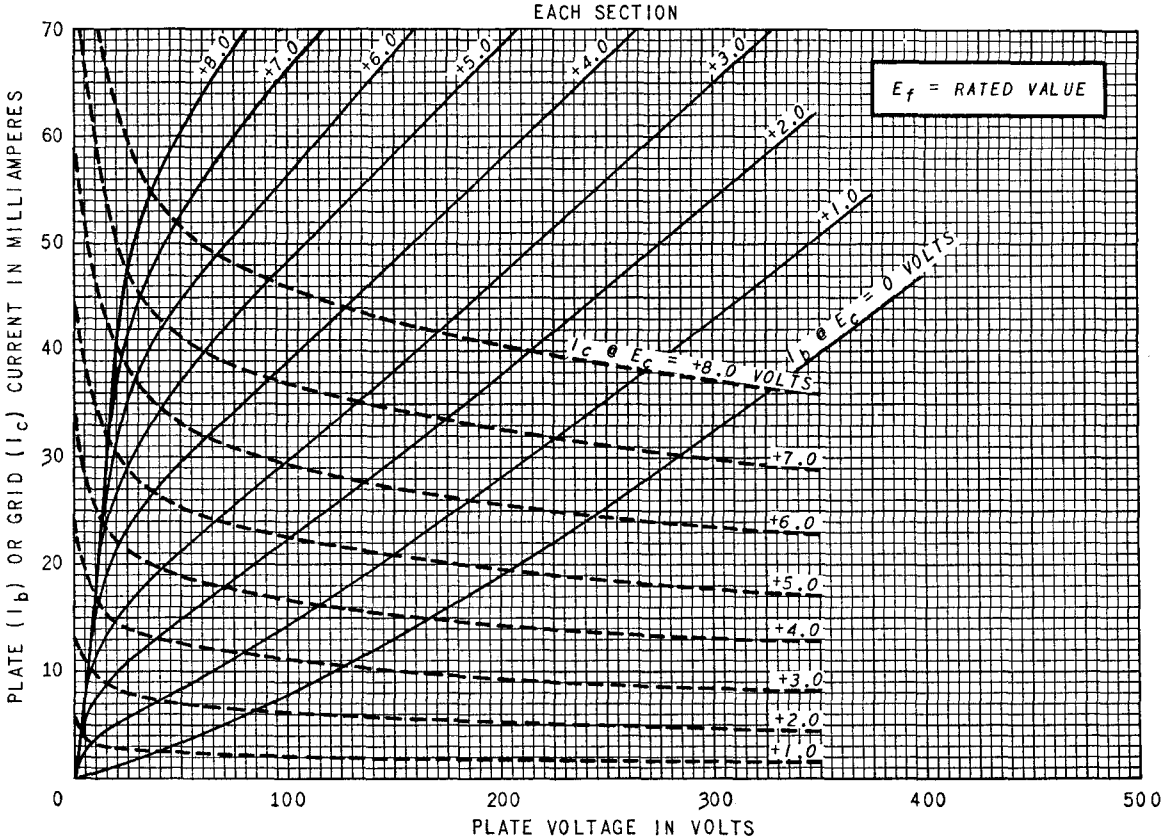

AVERAGE PLATE CHARACTERISTICS

EACH SECTION

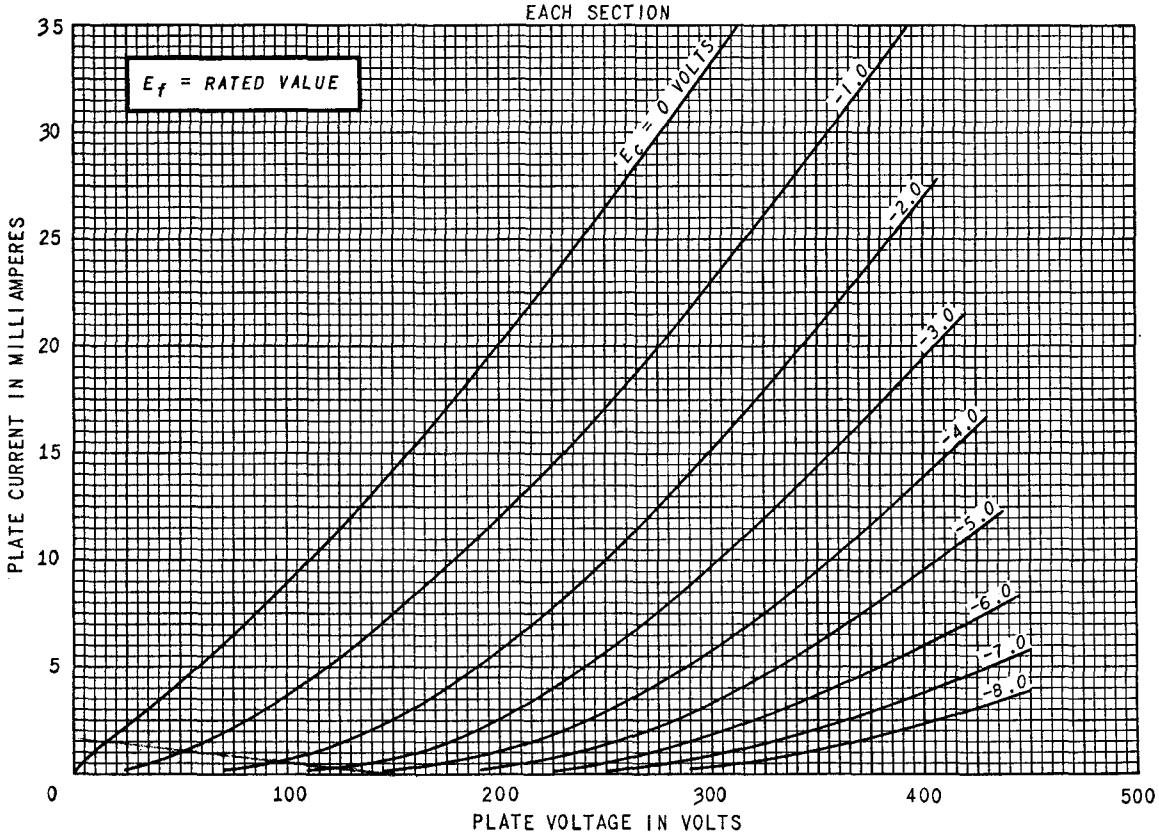

AVERAGE TRANSFER CHARACTERISTICS

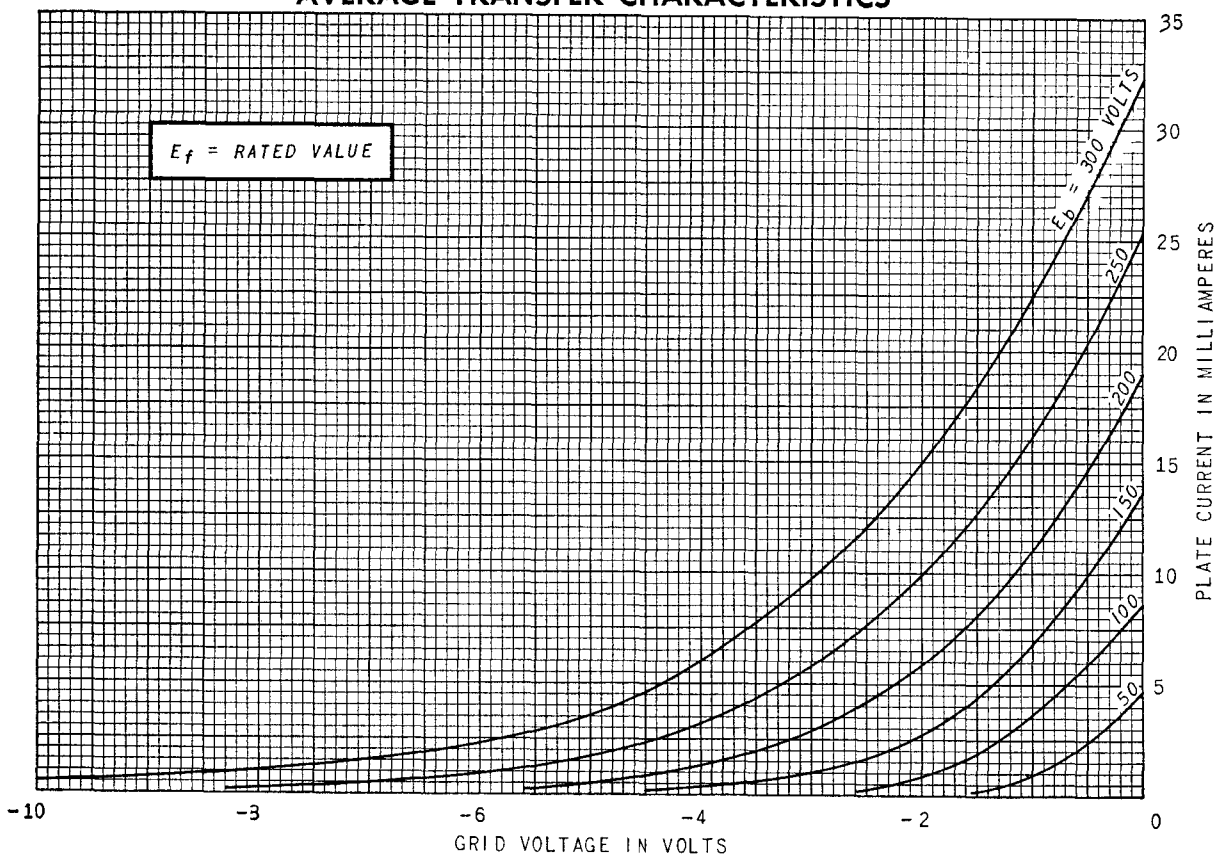

AVERAGE CHARACTERISTICS

EACH SECTION

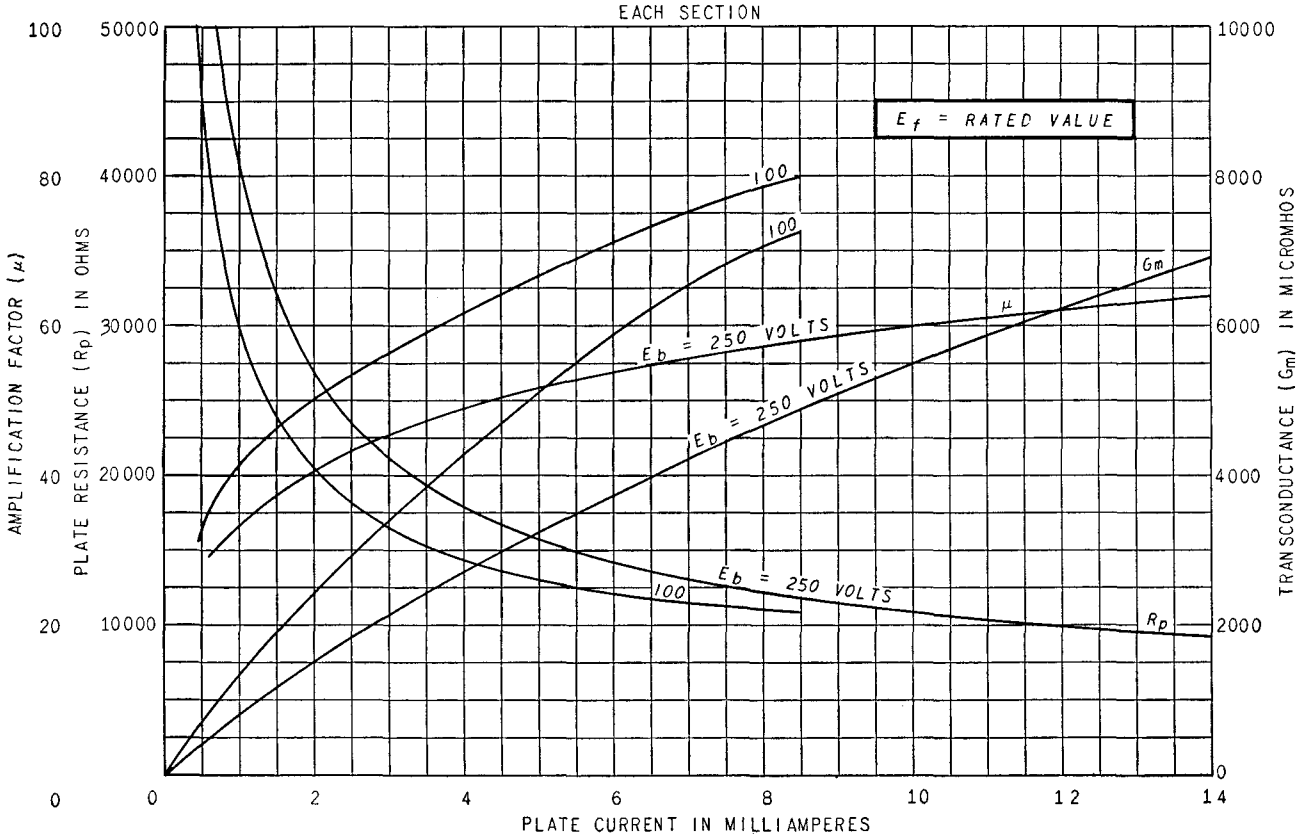

ELECTRONIC COMPONENTS DIVISION

GENERAL ELECTRIC

Schenectady 5, N. Y.

PRINTED IN U.S.A.