TUNG-SOL

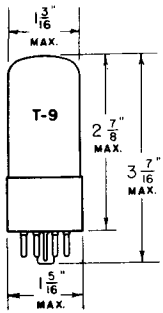

BEAM POWER AMPLIFIER

HALF WAVE RECTIFIER

UNIPOTENTIAL CATHODES

HEATERS
117 VOLTS 0.090 AMPERE
AC OR DC

GLASS BULB



8AV
BOTTOM VIEW

INTERMEDIATE 8 PIN OCTAL BASE

THE TUNG-SOL 117P7GT COMBINES A HALF WAVE RECTIFIER AND A BEAM POWER AMPLIFIER IN THE SAME BULB. IT IS DESIGNED FOR AC – DC SERVICE FROM A 117 VOLT LINE IN THREE WAY PORTABLE RECEIVERS.

RATINGS

BEAM POWER AMPLIFIER UNIT

MAXIMUM PLATE VOLTAGE	117	VOLTS
MAXIMUM SCREEN VOLTAGE	117	VOLTS
MAXIMUM PLATE DISSIPATION	6.0	WATTS
MAXIMUM SCREEN DISSIPATION	1.0	WATT

RATINGS

RECTIFIER UNIT

MAXIMUM AC PLATE VOLTAGE (RMS)	117	VOLTS
MAXIMUM DC HEATER TO CATHODE POTENTIAL	175	VOLTS
MAXIMUM PEAK INVERSE VOLTAGE	350	VOLTS
MAXIMUM STEADY STATE PEAK PLATE CURRENT	450	MA.
TUBE VOLTAGE DROP AT 150 MA. PLATE CURRENT	16	VOLTS

FOR "INTERPRETATION OF RATINGS" REFER TO FRONT OF BOOK.

CONTINUED NEXT PAGE

PRINTED IN U.S.A.

PLATE
1161-1

NOV.17
1941

COPYRIGHT 1941 BY TUNG-SOL LAMP WORKS INC. RADIO TUBE DIVISION NEWARK, NEW JERSEY, U.S.A.

TYPICAL OPERATING CONDITIONS AND CHARACTERISTICS

BEAM POWER AMPLIFIER UNIT

CLASS A1 AMPLIFIER

PLATE VOLTAGE	105	VOLTS
SCREEN VOLTAGE	105	VOLTS
CONTROL GRID VOLTAGE [A]	-5.2	VOLTS
PEAK AF SIGNAL VOLTAGE	5.2	VOLTS
ZERO SIGNAL PLATE CURRENT	43	MA.
MAXIMUM SIGNAL PLATE CURRENT	43	MA.
ZERO SIGNAL SCREEN CURRENT	4	MA.
MAXIMUM SIGNAL SCREEN CURRENT	5.5	MA.
PLATE RESISTANCE APPROX.	17 000	OHMS
TRANSCONDUCTANCE	5300	µMHOS
LOAD RESISTANCE	4000	OHMS
TOTAL HARMONIC DISTORTION	5.0	PER CENT
MAXIMUM SIGNAL POWER OUTPUT	0.85	WATT

TYPICAL OPERATING CONDITIONS

HALF WAVE RECTIFIER

AC PLATE VOLTAGE (RMS)	117	VOLTS
DC OUTPUT CURRENT	75 MAX.	MA.
MINIMUM TOTAL EFFECTIVE PLATE SUPPLY IMPEDANCE	15	OHMS

[A] THE DC RESISTANCE IN THE GRID CIRCUIT UNDER MAXIMUM RATED CONDITIONS, SHOULD NOT EXCEED 1.0 MEGOHM FOR FULL SELF BIAS AND SERIES SCREEN RESISTOR OPERATION AND 0.25 MEGOHM FOR FIXED BIAS OPERATION.

PLATE 1162-2

COPYRIGHT 1941 BY TUNG-SOL LAMP WORKS INC. RADIO TUBE DIVISION NEWARK, NEW JERSEY, U. S. A.

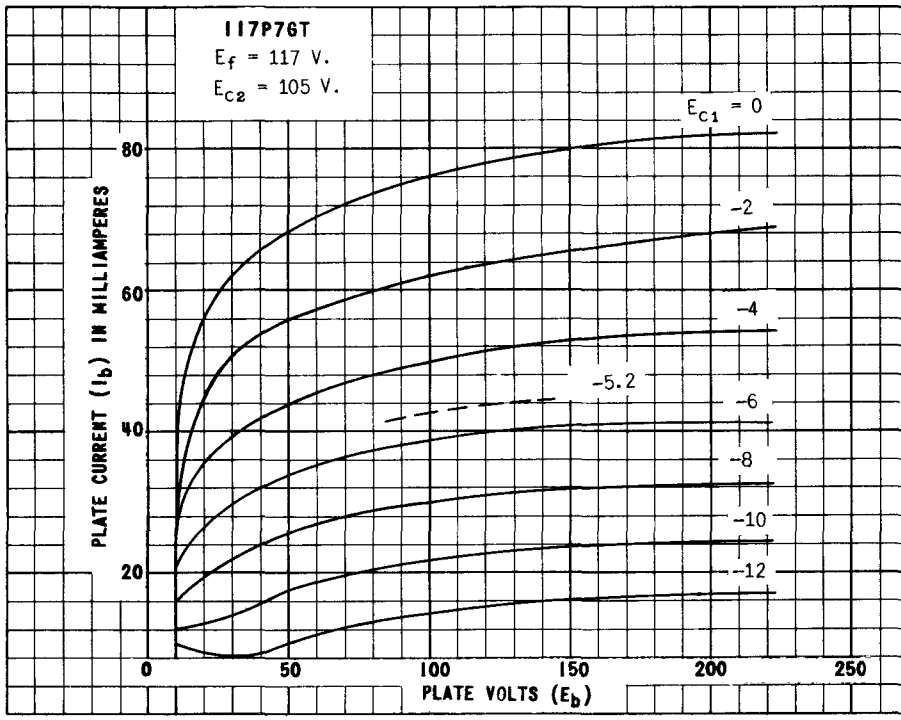

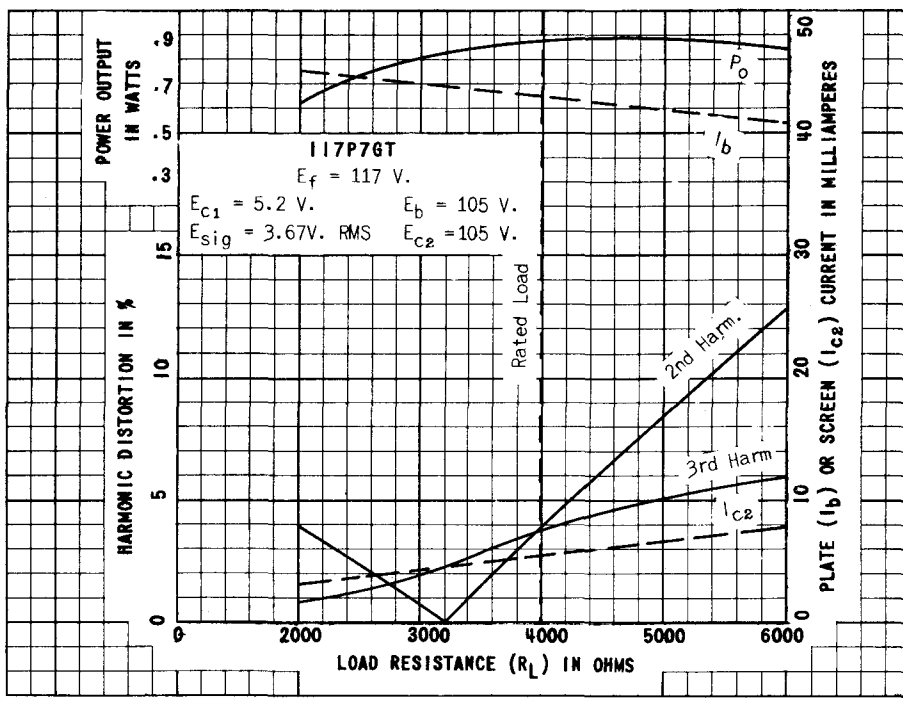

PRINTED IN U. S. A.

PLATE 1163-1

NOV. 17 1941

COPYRIGHT 1941 BY TUNG-SOL LAMP WORKS INC. RADIO TUBE DIVISION NEWARK, NEW JERSEY, U. S. A.

117P7GT

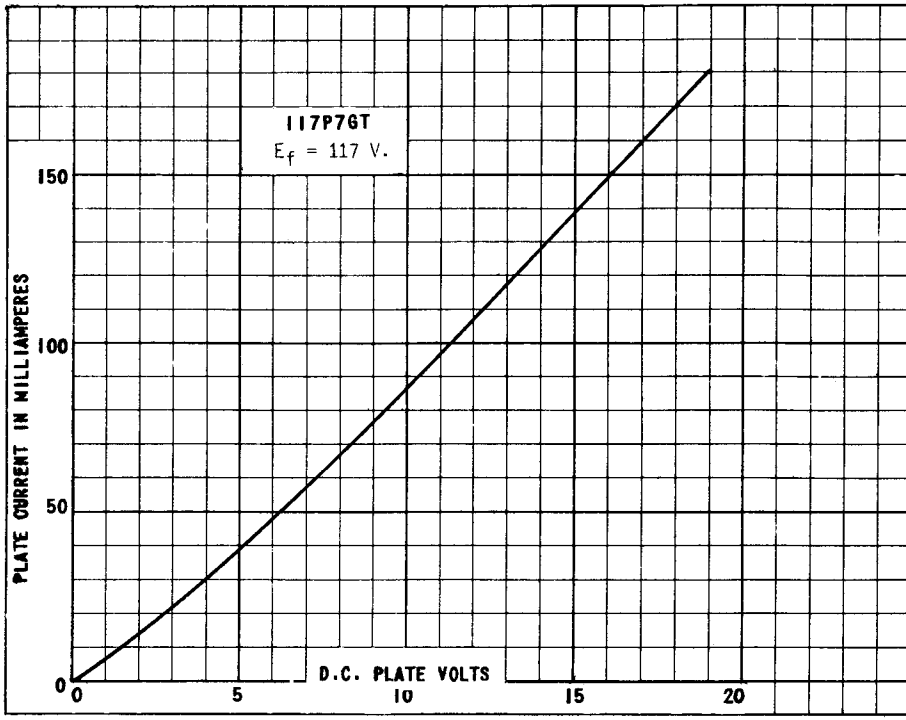

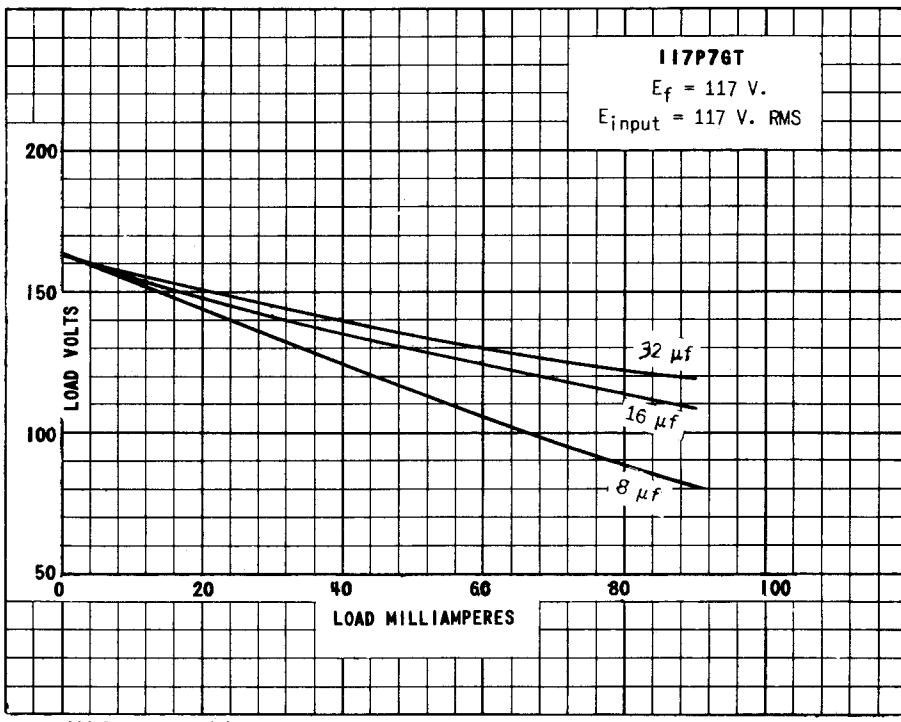

PLATE 1164-2

COPYRIGHT 1941 BY TUNG-SOL LAMP WORKS INC. RADIO TUBE DIVISION NEWARK, NEW JERSEY, U. S. A.